

# TOWN OF CORTLANDT

## ADOPTED BUDGET F.Y. 2022



Linda D. Puglisi  
Town Supervisor



**THIS PAGE INTENTIONALLY LEFT BLANK**

**TOWN OF CORTLANDT SUMMARY OF 2022 ADOPTED TOWN BUDGETS**

FUND DESCRIPTION	APPROPRIATION	REVENUE	UNEXPENDED BALANCE	TAX LEVY	22 TAX	21 TAX	20 TAX	19 TAX
					PER \$1,000 ASSESSED VALUATION			
10 GEN'L FD. TOWNWIDE	\$13,273,806	\$9,628,279	\$750,000	\$2,895,527	26.37	26.37	26.37	26.68
34 HIGHWAY BRIDGES	\$27,500	0	0	27,500	0.26	0.26	0.26	0.26
TAX OVERLAY	-----	-----	-----	500,000	4.55	4.57	4.57	4.64
<b>TOTAL TOWN WIDE (CROTON)</b>	<b>\$13,301,306</b>	<b>\$9,628,279</b>	<b>\$750,000</b>	<b>\$3,423,027.18</b>	<b>31.19</b>	<b>31.20</b>	<b>31.20</b>	<b>31.58</b>
15 TOWN O/S CROTON	\$667,013	0	0	\$667,013	7.51	7.52	7.16	6.84
<b>TOTAL (BUCHANAN)</b>	<b>13,968,319</b>	<b>9,628,279</b>	<b>750,000</b>	<b>4,090,040</b>	<b>38.70</b>	<b>38.72</b>	<b>38.36</b>	<b>38.43</b>
20 GEN'L FUND T.O.V.	\$12,152,489	3,112,253	\$350,000	\$8,690,236	106.11	106.34	106.30	104.89
32 HIGHWAY	\$7,513,975	964,810	215,000	\$6,334,165	77.35	77.52	77.80	77.01
<b>SUBTOTAL T.O.V.</b>	<b>19,666,464</b>	<b>4,077,063</b>	<b>565,000</b>	<b>15,024,401</b>	<b>183.45</b>	<b>183.86</b>	<b>184.10</b>	<b>181.90</b>
<b>TOTAL (TOWN O/S VILLAGE)</b>	<b>\$33,634,783</b>	<b>\$13,705,342</b>	<b>\$1,315,000</b>	<b>\$19,114,441</b>	<b>222.15</b>	<b>222.58</b>	<b>222.46</b>	<b>220.33</b>
41 CONS. WATER DIST.	\$7,619,461	\$6,529,818	85,000	\$1,004,643	15.25	15.39	15.46	16.21
<b>TOTAL (T.O.V. &amp; C.W.D.)</b>	<b>41,254,244</b>	<b>20,235,160</b>	<b>1,400,000</b>	<b>20,119,084</b>	<b>237.40</b>	<b>237.97</b>	<b>237.92</b>	<b>236.54</b>

TOWN OF CORTLANDT SUMMARY OF 2022 ADOPTED TOWN BUDGETS

FUND DESCRIPTION	APPROPRIATION	REVENUE	UNEXPENDED	TAX LEVY	22 TAX	21 TAX	20 TAX	19 TAX
			BALANCE		PER \$1,000 ASSESSED VALUATION			
<b>OTHER SPECIAL DISTRICTS</b>								
59 DICKERSON POND SEWER DIST	326,880	326,880	0	0	0.00	0.00	0.00	0.00
60 CORT. BLVD CENTRAL SEWER IMP AREA	182,280	182,280	0	0	0.00	0.00	0.00	0.00
61 CORT. BLVD WEST SEWER IMP AREA	187,065	187,065	0	0	0.00	0.00	0.00	0.00
62 SUNSET RIDGE DRAINAGE	500	0	0	500	9.20	9.20	9.20	9.20
63 CONKLIN PK EAST SEWER	3,000	0	0	3,000	6.51	6.50	6.50	10.29
65 FURNACE DOCK FIRE	55,444	0	0	55,444	41.19	40.99	40.87	39.93
66 MT. AIRY FIRE PROT.	419,004	0	0	419,004	63.75	63.22	62.24	64.27
68 CONT. VILL. FIRE	171,400	0	0	171,400	54.99	54.78	54.44	54.79
69 CORT.CONT. VILL. PARK	5,469	0	0	5,469	4.11	4.09	4.44	4.53
70 EMERY RIDGE SEWER	10,000	0	0	10,000	17.26	17.01	16.96	33.21
71 MONTROSE LIGHT	85,046	0	0	85,046	14.85	14.86	14.00	13.04
72 VERPLANCK LIGHT	30,000	0	0	30,000	7.93	7.91	7.92	7.90
73 N. CORT. LIGHT	200	0	200	0	0.00	0.00	0.00	0.00
74 LAFAYETTE SEWER	8,500	0	0	8,500	7.31	7.30	7.27	15.44
75 LAFAYETTE DRAINAGE	1,500	0	0	1,500	1.31	1.30	1.30	1.29
76 HOLLOWBROOK RIDGE SEWER	3,000	0	0	3,000	14.50	14.71	14.57	14.63
77 HOLLOWBROOK RIDGE DRAINAGE	3,000	0	0	3,000	22.83	22.82	22.80	22.80
79 SKYTOP SEWER	2,000	0	0	2,000	7.04	7.04	7.03	7.03
80 CONKLIN PARK SEWER	1,000	0	0	1,000	6.00	6.00	6.00	5.99
81 FAWN RIDGE SEWER	10,000	0	0	10,000	2.73	4.19	2.59	2.57
83 N. CORTLANDT DRAINAGE	0	0	0	0	0.00	0.00	0.00	0.00
84 MOHEGAN LAKE IMPROV.	16,800	0	(1,500)	18,300	11.92	11.98	11.34	5.23
85 WASHINGTON ACRES DRAIN	3,000	0	0	3,000	6.54	6.03	6.34	6.30
86 RIDGEVALE DRAINAGE	10,000	0	0	10,000	20.09	20.02	19.68	19.52
87 WESTCHESTER MALL DRN	10,000	0	0	10,000	6.43	6.52	5.66	5.59
88 COUNTRY WOODS SEWER	1,500	0	0	1,500	3.54	3.59	3.56	3.53
89 WATERBURY MANOR SEWER	2,000	0	0	2,000	1.85	1.85	1.84	1.81
90 AMBULANCE DIST #1	310,000	0	5,000	305,000	12.85	12.61	12.58	12.51
91 PUTNAM PK. COL. PARK	0	0	0	0	0.00	0.00	0.00	0.00
92 AMBULANCE DIST #2	874,000	790,000	0	84,000	12.17	12.16	12.55	12.58
97 AMBULANCE DIST #3	400,000	0	0	400,000	8.34	8.38	8.36	7.46
94 RED OAKS SEWER	25,000	0	0	25,000	27.51	26.96	26.27	34.49
93 NORWEST SPEC.SVCS.	584,528	584,528	0					
<b>TOTAL ALL BUDGETS</b>	<b>44,996,360</b>	<b>22,305,913</b>	<b>1,403,700</b>	<b>21,786,747</b>				

**TOWN OF CORTLANDT**  
**ASSESSED VALUATION COMPARISON**

	TAX YEAR <u>2021</u>	TAX YEAR <u>2022</u>	<u>\$ CHANGE</u>	<u>% CHANGE</u>
<b><u>TOWNWIDE</u></b>				
TAXABLE PROPERTY	\$98,819,063	\$98,975,864	\$156,801	0.16%
SPECIAL FRANCHISE	4,530,164	4,628,603	98,439	2.17%
UTILITIES	8,510,009	8,511,463	1,454	0.02%
CEILING RAILROADS	33,740	36,034	2,294	6.80%
WHOLLY EXEMPT	43,207,269	42,986,079	<u>(221,190)</u>	-0.51%
SUB-TOTAL	\$155,100,245	\$155,138,043	37,798	
<b><u>LESS</u></b>				
WHOLLY EXEMPT	43,265,349	43,046,284	(219,065)	-0.51%
PARTIAL EXEMPT	132,720	132,861	141	0.11%
VETERANS EXEMPT	1,524,019	1,470,613	(53,406)	-3.50%
AGED EXEMPT	<u>730,244</u>	<u>702,891</u>	<u>(27,353)</u>	-3.75%
<b><u>TOTAL TAXABLE A.V.</u></b>	<b><u>\$109,447,913</u></b>	<b><u>\$109,785,394</u></b>	<b><u>\$337,481</u></b>	

**TOWN OF CORTLANDT  
LONG TERM DEBT F.Y. 2022**

<u>DATE OF ISSUE</u>	<u>DESCRIPTION</u>	<u>INTEREST RATE</u>	<u>BALANCE DUE 1/1/2022</u>	<u>PAYMENT DUE PRINCIPAL (610)</u>	<u>INTEREST (710)</u>	<u>BALANCE DUE 12/31/2022</u>	<u>DATES DUE</u>
<b>SERIAL BONDS (9710)</b>							
** 12-15-2004	TOWN WIDE (10)	0.34	335,000	110,000	8,375.00 5,625.00	225,000	6/15/2022 12/15/2022
** 9-8-2010	CONS. WATER (41)	0.59	341,213	30,206	7,881.48 7,126.33	311,007	6/15/2022 12/15/2022
** 9-8-2010	TOWN WIDE (10)	0.59	864,410	76,521	19,966.43 18,053.41	787,889	6/15/2022 12/15/2022
** 9-8-2010	HIGHWAY (32)	0.59	278,431	24,648	6,431.30 5,815.10	253,783	6/15/2022 12/15/2022
** 9-8-2010	CONTINENTAL VILLAGE F	0.59	40,946	3,625	945.79 855.16	37,321	6/15/2022 12/15/2022
11-22-2016	TOWN WIDE (10)	2.49	1,118,285	62,429	14,045.07 13,264.70	1,055,856	5/15/2022 11/15/2022
11-22-2016	CONS. WATER (41)	2.49	941,715	52,571	11,827.43 11,170.30	889,144	5/15/2022 11/15/2022
10-10-2019	CONS. WATER (41)	2.20	1,820,000	90,000	28,956.25 28,956.25	1,730,000	10/1/2022
<b>TOTAL BONDS</b>			<b>5,740,000</b>	<b>450,000</b>	<b>189,295</b>	<b>5,290,000</b>	
<b>TOTAL DEBT SERVICE</b>			<b>5,740,000</b>	<b>450,000</b>	<b>189,295</b>	<b>5,290,000</b>	
<b>DEBT SERVICE BY FUND</b>							
TOWN WIDE			2,317,695	248,950	79,330	2,068,745	
HIGHWAY			278,431	24,648	12,246	253,783	
WATER			3,102,928	172,777	95,918	2,930,151	
CONTINENTAL VILLAGE PK			40,946	3,625	1,801	37,321	
			<b>5,740,000</b>	<b>450,000</b>	<b>189,295</b>	<b>5,290,000</b>	

\*\* Refunded in 2020



**THIS PAGE INTENTIONALLY LEFT BLANK**

**TOWN OF CORTLANDT  
2022 ADOPTED BUDGET**

**REVENUES**

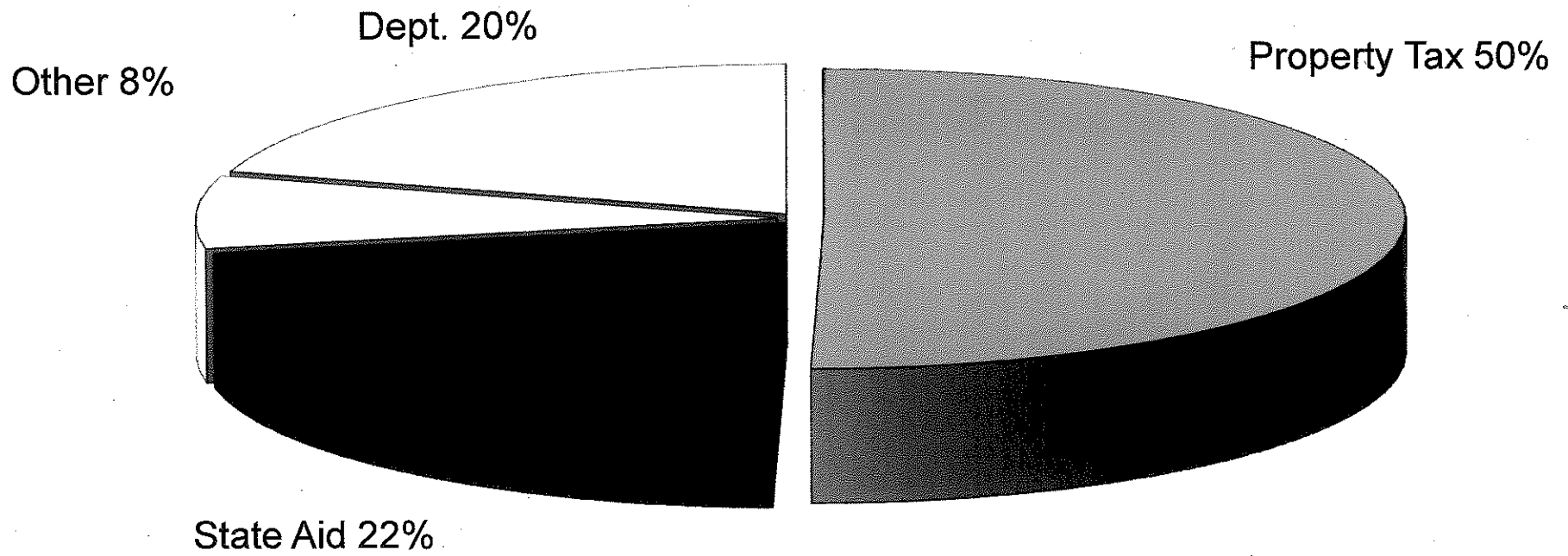
<b>PROPERTY TAX</b>	<b>20,779,974</b>
<b>STATE AID</b>	<b>8,911,389</b>
<b>OTHER</b>	<b>3,223,415</b>
<b>DEPARTMENTAL</b>	<b><u>8,339,466</u></b>
<b>Total</b>	<b>41,254,244</b>

**APPROPRIATIONS**


<b>SALARIES</b>	<b>15,295,892</b>
<b>CAPITAL</b>	<b>427,000</b>
<b>CONTRACTUAL</b>	<b>14,183,110</b>
<b>OTHER</b>	<b>1,117,700</b>
<b>FRINGES</b>	<b>9,117,800</b>
<b>DEBT</b>	<b><u>1,112,742</u></b>
<b>Total</b>	<b>41,254,244</b>



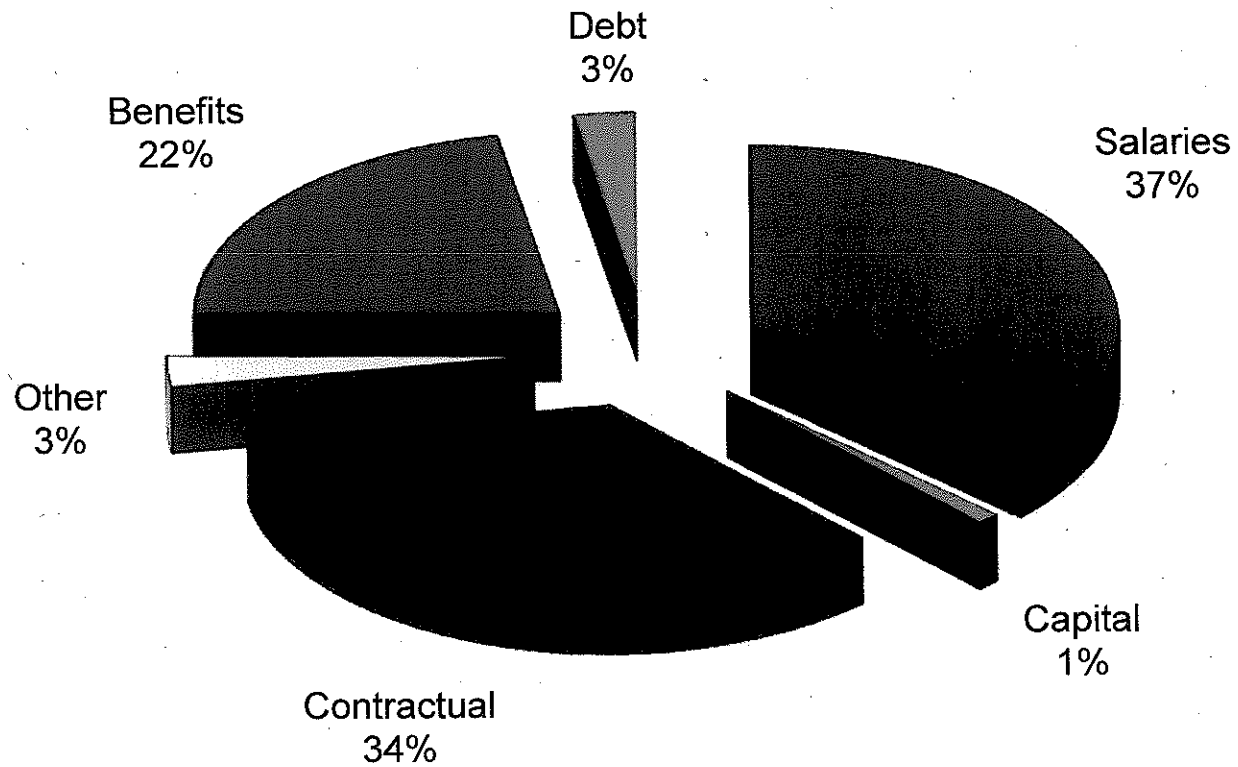
# Town of Cortlandt Adopted 2022 Revenues



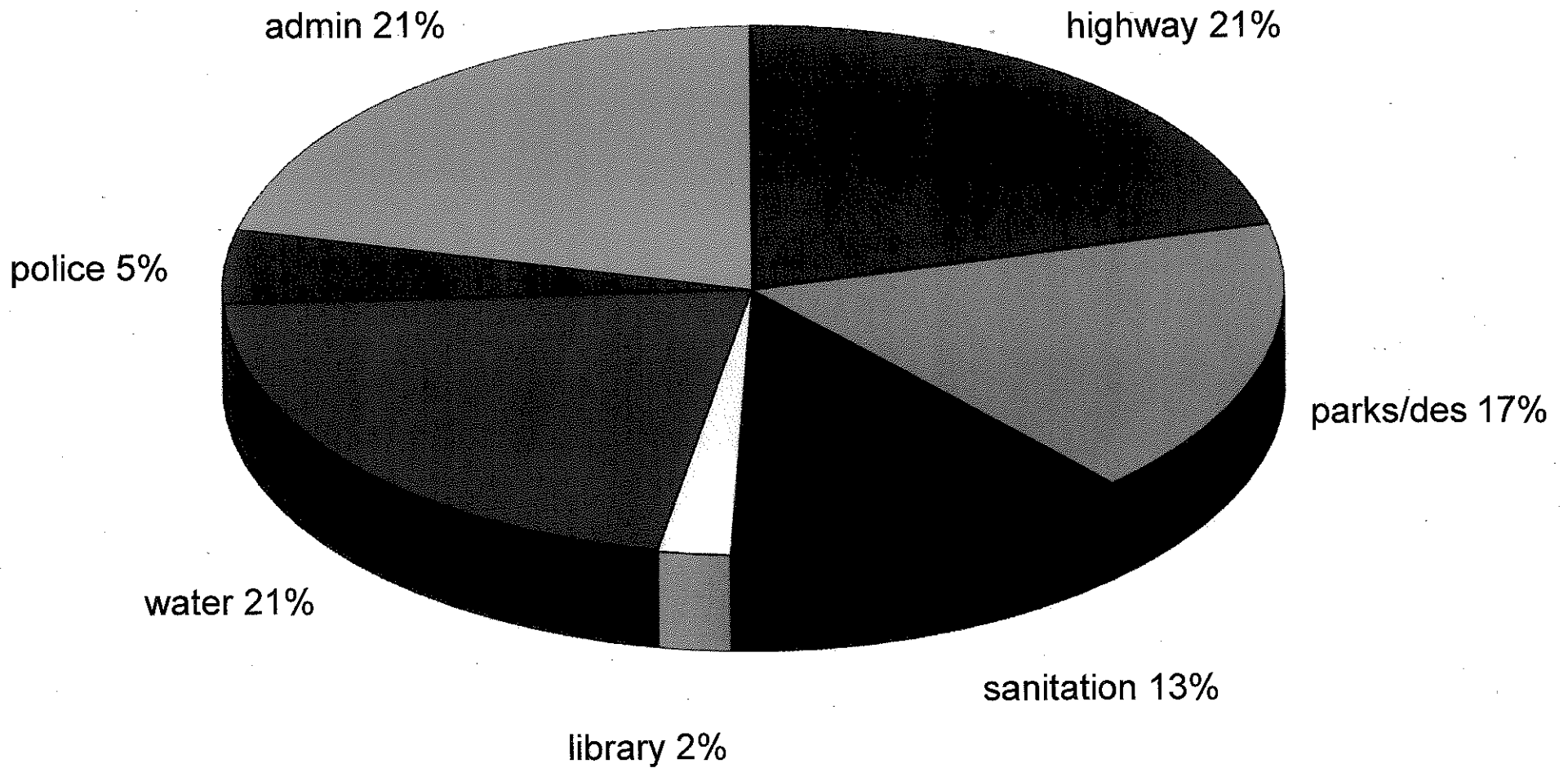
TOWN OF COVINGTON  
RECEIVER OF TAXES  
2021 TOWN AND COUNTY AND 2021-22 SCHOOL TAX WARRANTS



# Town of Cortlandt 2022 Adopted Budget Appropriations

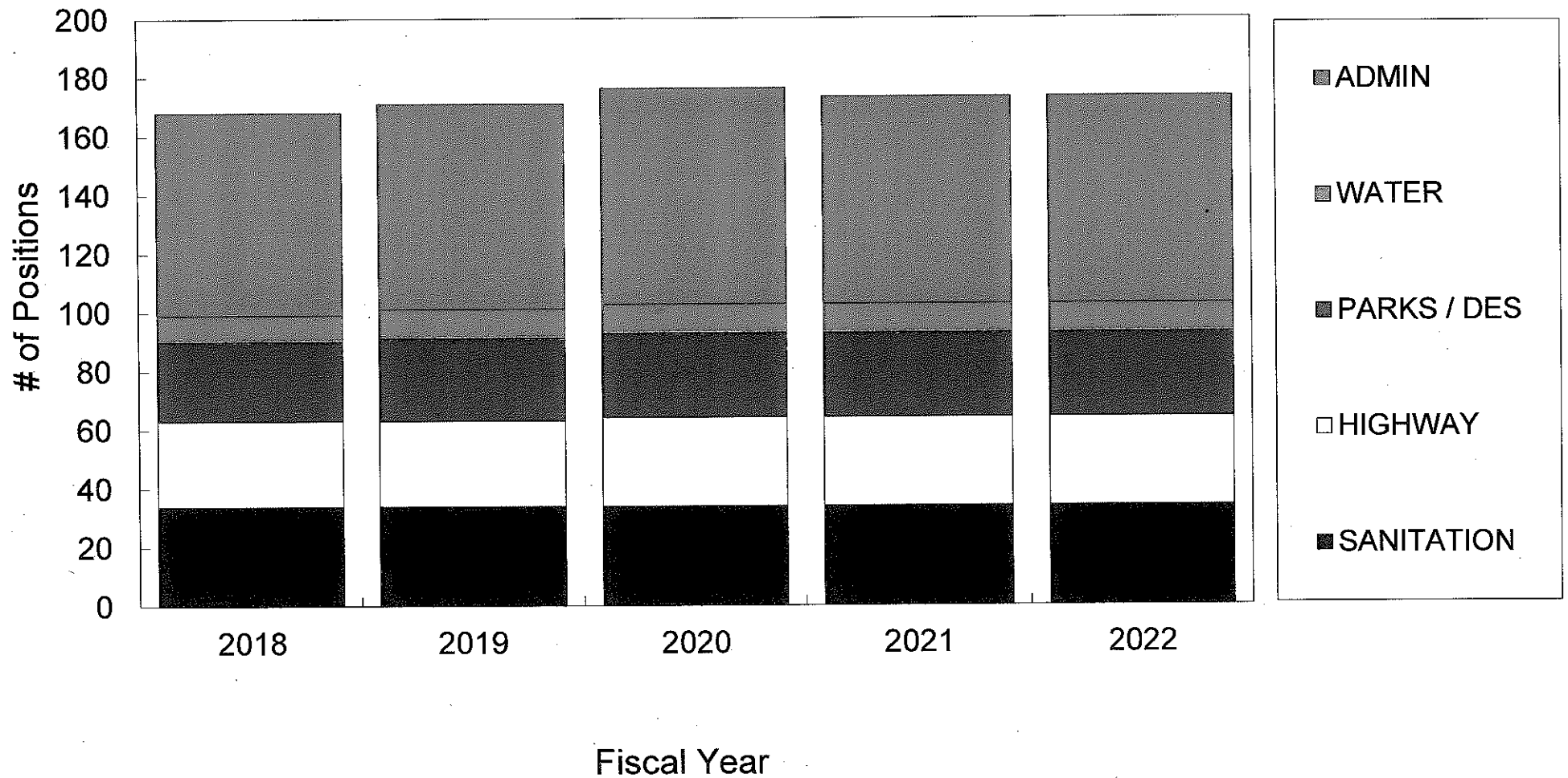


# Town of Cortlandt 2022 Adopted Budget Departmental Expenditures



# Town of Cortlandt

## Authorized Positions



## SCHEDULE OF AUTHORIZED BUDGETED POSITIONS

	<u>2018</u>	<u>2019</u>	<u>2020</u>	<u>2021</u>	<u>2022</u>
<b>SANITATION</b>	34	34	34	34	34
<b>HIGHWAY</b>	29	29	30	30	30
<b>PARKS / DES</b>	27.1	28.1	28.7	28.7	28.7
<b>WATER</b>	9	10	10	10	10
<b>ADMIN</b>	69	70	73.6	70.6	70.6
<b>TOTALS</b>	<u>168.1</u>	<u>171.1</u>	<u>176.3</u>	<u>173.3</u>	<u>173.3</u>
<b>NET CHANGE</b>	<u>1.0</u>	<u>3.0</u>	<u>5.2</u>	<u>-3.0</u>	<u>0.0</u>



**THIS PAGE INTENTIONALLY LEFT BLANK**

TOWN OF CORTLANDT - ADOPTED BUDGET

F.Y. 2022

GENERAL FUND TOWN WIDE	ACTUAL EXPENSES		2021 BUDGET		REQUEST	2022 BUDGET	
	2019	2020	ADOPTED	PROJECTED		PROPOSED	ADOPTED
TOWN BOARD - 1010	131,879	171,302	\$132,120	\$134,585	\$134,800	\$134,800	\$134,800
TOWN JUSTICE - 1110	447,487	505,983	577,812	530,817	578,417	578,417	578,417
SUPERVISOR - 1220	511,172	564,215	504,740	598,645	520,330	520,330	520,330
COMPTRROLLER - 1315	481,062	544,227	548,143	566,113	564,808	564,808	564,808
AUDITOR - 1320	41,070	39,660	41,070	41,070	41,070	41,070	41,070
TAX COLLECTION - 1330	372,163	294,826	361,178	322,440	388,532	388,532	388,532
PURCHASING - 1345	500,703	544,166	535,147	536,618	539,690	539,690	539,690
ASSESSMENT - 1355	252,399	277,104	387,726	380,033	377,706	377,706	377,706
TOWN CLERK - 1410	336,920	340,865	357,500	368,831	364,439	364,439	364,439
LAW - 1420	447,284	435,520	490,707	477,338	492,246	492,246	492,246
ENGINEERING - 1440	486,095	625,115	665,482	605,417	658,633	658,633	658,633
ELECTIONS - 1450	81,821	84,522	86,800	86,490	89,800	86,800	86,800
CENTRAL OPERATIONS - 1490	56,941	30,759	58,850	37,442	54,850	54,850	54,850
BUILDINGS - 1620	1,091,057	599,461	490,601	785,631	490,601	490,601	490,601
CENTRAL GARAGE - 1640	184,961	218,093	145,287	267,656	145,287	145,287	145,287
CENTRAL PRINTING - 1670	59,845	76,381	61,500	72,486	69,000	69,000	69,000
CENTRAL DATA PROC - 1680	118,299	164,225	120,000	154,671	146,850	146,850	146,850
SPECIAL ITEMS - 1900	111,439	215,430	285,000	208,269	600,000	600,000	600,000
JAIL - 3150	2,500	500	2,500	1,000	1,000	1,000	1,000
TRAFFIC - 3310	102,829	89,348	97,500	91,343	97,500	97,500	97,500
HEALTH - 4500	35,000	35,000	35,000	35,000	35,000	35,000	35,000
HIGHWAY - 5000	409,549	383,336	457,987	453,867	469,266	469,266	469,266
VETERANS - 6510	3,522	3,316	3,250	3,500	3,600	3,600	3,600
SR. CITIZENS - 6770	766,303	619,479	735,612	631,834	738,009	738,009	738,009
REC. ADMIN - 7020	805,694	817,615	846,934	850,014	851,739	851,739	851,739
BAND CONCERTS - 7270	26,322	12,155	15,000	24,000	15,000	15,000	15,000
YOUTH - 7300	618,704	404,958	652,821	514,117	658,532	658,532	658,532
HISTORIAN - 7510	0	0	0	0	0	0	0
TOLL HOUSE - 7520	9,547	0	6,000	0	6,000	6,000	6,000
CELEBRATIONS - 7550	105,257	14,853	0	82,740	0	0	0
CEMETARIES - 8820	11,700	17,700	13,700	13,700	13,700	13,700	13,700
EMPLOYEE BENEFITS - 9000	3,291,921	3,360,701	3,683,000	3,422,999	3,724,120	3,683,000	3,683,000
DEBT SERVICE - 9700	491,976	343,655	400,180	340,180	447,402	447,402	447,402
<b>TOTAL TOWN WIDE FUND (10)</b>	<b>\$12,393,422</b>	<b>\$11,834,468</b>	<b>\$12,799,147</b>	<b>\$12,638,848</b>	<b>\$13,317,926</b>	<b>\$13,273,806</b>	<b>\$13,273,806</b>



TOWN OF CORTLANDT - ADOPTED BUDGET

FISCAL YEAR 2022

FUND - 10 GENERAL FUND TOWN WIDE  
DEPT - 1010 TOWN BOARD

<u>EXPENDITURE</u>	<u>DESCRIPTION</u>	<u>ACTUAL EXPENSES</u>		<u>2021 BUDGET</u>		<u>2022 BUDGET</u>		
		<u>2019</u>	<u>2020</u>	<u>ADOPTED</u>	<u>PROJECTED</u>	<u>REQUEST</u>	<u>PROPOSED</u>	<u>ADOPTED</u>
110	SALARIES (4 MEMBERS)	\$97,168	\$113,620	\$107,120	\$109,800	\$109,800	\$109,800	\$109,800
	TOTAL 100'S	\$97,168	\$113,620	\$107,120	\$109,800	\$109,800	\$109,800	\$109,800
413	SUPPLIES & MISCELLANEOUS	\$34,711	\$57,682	\$25,000	\$24,785	\$25,000	\$25,000	\$25,000
	TOTAL 400'S	\$34,711	\$57,682	\$25,000	\$24,785	\$25,000	\$25,000	\$25,000
	<u>TOTAL TOWN BOARD</u>	<u>\$131,879</u>	<u>\$171,302</u>	<u>\$132,120</u>	<u>\$134,585</u>	<u>\$134,800</u>	<u>\$134,800</u>	<u>\$134,800</u>

TOWN OF CORTLANDT - ADOPTED BUDGET  
FISCAL YEAR 2022

POSITION LISTING - SALARY SCHEDULE

FUND / DEPARTMENT	2020	2021	2021	2022	NUMBER OF EMPLOYEES		
	BUDGET	BUDGET	PROJECTED	ADOPTED	2020	2021	2022
10.1010 TOWN BOARD							
BOARD MEMBERS (4)	\$97,168	\$107,120	\$109,800	\$109,800	4	4	4
TOTAL	\$97,168	\$107,120	\$109,800	\$109,800	4	4	4

TOWN OF CORTLANDT - ADOPTED BUDGET

FISCAL YEAR 2022

FUND - 10 GENERAL FUND TOWN WIDE  
DEPT - 1110 TOWN JUSTICES

<u>EXPENDITURE</u>	<u>DESCRIPTION</u>	<u>ACTUAL EXPENSES</u>		<u>2021 BUDGET</u>		<u>2022 BUDGET</u>		
		<u>2019</u>	<u>2020</u>	<u>ADOPTED</u>	<u>PROJECTED</u>	<u>REQUEST</u>	<u>PROPOSED</u>	<u>ADOPTED</u>
110	SALARIES	\$340,752	\$371,687	\$386,537	\$388,957	\$388,957	\$388,957	\$388,957
114	TEMP. SVCS.	31,564	2,646	0	0	0	0	0
119	LIQUIDATION	0	0	0	0	0	0	0
120	LONGEVITY	5,640	6,260	6,260	6,260	6,260	6,260	6,260
199	OVERTIME	2,746	4,085	2,000	804	2,000	2,000	2,000
	TOTAL 100'S	\$380,701	\$384,677	\$394,797	\$396,021	\$397,217	\$397,217	\$397,217
210	EQUIPMENT	\$4,415	\$13,720	\$0	\$1,776	\$0	\$0	\$0
	TOTAL 200'S	\$4,415	\$13,720	\$0	\$1,776	\$0	\$0	\$0
413	SUPPLIES & MISC.	7,333	3,932	8,000	3,948	8,000	8,000	8,000
421	TELEPHONE	340	421	500	690	500	500	500
422	LIGHT & POWER	0	0	0	0	0	0	0
440	OUTSIDE CONTRACTS	0	72,159	100,000	84,510	100,000	100,000	100,000
442	EQUIPMENT RENTAL	0	0	200	0	200	200	200
444	EQUIPMENT MAINTENANCE	230	0	2,500	0	500	500	500
454	JUROR FEES	81	0	0	0	0	0	0
455	COURT ATTENDANT	23,337	11,477	41,815	20,923	42,000	42,000	42,000
462	POSTAGE	0	0	0	0	0	0	0
463	EDUCATION & TRAINING	0	0	0	0	0	0	0
468	COURT STENO	31,050	19,597	30,000	22,950	30,000	30,000	30,000
	TOTAL 400'S	\$62,370	\$107,586	\$183,015	\$133,021	\$181,200	\$181,200	\$181,200
	<u>TOTAL: TOWN JUSTICE</u>	<u>\$447,487</u>	<u>\$505,983</u>	<u>\$577,812</u>	<u>\$530,817</u>	<u>\$578,417</u>	<u>\$578,417</u>	<u>\$578,417</u>

TOWN OF CORTLANDT - ADOPTED BUDGET  
FISCAL YEAR 2022

POSITION LISTING - SALARY SCHEDULE

FUND / DEPARTMENT	2020	2021	2021	2022	NUMBER OF EMPLOYEES		
	BUDGET	BUDGET	PROJECTED	ADOPTED	2020	2021	2022
10.1110 TOWN JUSTICE							
JUSTICES (2)	\$93,950	\$96,768	\$99,188	\$99,188	2	2	2
COURT CLERK	86,347	91,849	91,849	91,849	1	1	1
COURT CLERK	65,464	71,842	71,842	71,842	1	1	1
DEPUTY (PREMIUM)	0	0	0	0	0	0	0
ASST. COURT CLERK	103,084	126,078	126,078	126,078	2	2	2
ASST. COURT CLERK II	0	0	0	0	0	0	0
ADMINISTRATIVE ASST.	0	0	0	0	0	0	0
COURT ATTENDANTS	60,000	0	0	0	0	0	0
TOTAL	\$408,845	\$386,537	\$388,957	\$388,957	6.0	6.0	6.0

TOWN OF CORTLANDT - ADOPTED BUDGET

FISCAL YEAR 2022

FUND - 10 GENERAL FUND TOWN WIDE  
DEPT - 1220 TOWN SUPERVISOR

<u>EXPENDITURE</u>	<u>DESCRIPTION</u>	<u>ACTUAL EXPENSES</u>		<u>2021 BUDGET</u>		<u>2022 BUDGET</u>		
		<u>2019</u>	<u>2020</u>	<u>ADOPTED</u>	<u>PROJECTED</u>	<u>REQUEST</u>	<u>PROPOSED</u>	<u>ADOPTED</u>
110	SALARIES	\$417,532	\$454,761	\$468,115	\$483,705	\$483,705	\$483,705	\$483,705
114	TEMPORARY SERVICES	35,000	60,000	0	60,000	0	0	0
119	LIQUIDATION PAY	0	0	0	0	0	0	0
120	LONGEVITY	6,330	7,325	7,325	7,325	7,325	7,325	7,325
199	OVERTIME	2,351	12,039	500	6,989	500	500	500
	TOTAL 100'S	\$461,213	\$534,125	\$475,940	\$558,019	\$491,530	\$491,530	\$491,530
210	EQUIPMENT	\$6,589	\$0	\$0	\$0	\$0	\$0	\$0
		\$6,589	\$0	\$0	\$0	\$0	\$0	\$0
413	SUPPLIES & MISC.	\$40,537	\$26,751	\$25,000	\$37,614	\$25,000	\$25,000	\$25,000
421	TELEPHONE	2,784	2,673	3,300	2,511	3,300	3,300	3,300
464	AUTO	48	666	500	500	500	500	500
	TOTAL 400'S	\$43,370	\$30,089	\$28,800	\$40,625	\$28,800	\$28,800	\$28,800
	<u>TOTAL TOWN SUPERVISOR</u>	<u>\$511,172</u>	<u>\$564,215</u>	<u>\$504,740</u>	<u>\$598,645</u>	<u>\$520,330</u>	<u>\$520,330</u>	<u>\$520,330</u>

TOWN OF CORTLANDT - ADOPTED BUDGET  
FISCAL YEAR 2022

POSITION LISTING - SALARY SCHEDULE

FUND / DEPARTMENT	2020	2021	2021	2022	NUMBER OF EMPLOYEES		
	BUDGET	BUDGET	PROJECTED	ADOPTED	2020	2021	2022
10.1220 TOWN SUPERVISOR							
SUPERVISOR	\$155,193	\$170,149	\$179,528	\$179,528	1	1	1
CONFIDENT. SECRETARY	69,519	75,725	77,618	77,618	1	1	1
HUMAN RESOURCES	\$81,422	\$101,059	\$103,586	\$103,586	1	1	1
DRUG FREE COORDINATOR	5,695	5,866	6,013	6,013			
ADMINISTRATIVE AIDE	\$0	\$0	\$0	\$0	0	0	0
ADMIN ASST/SENIOR CLERK	\$59,855	\$65,771	\$67,415	\$67,415	1	1	1
ADMIN INTERN/OFFICE ASST	\$40,040	\$49,545	\$49,545	\$49,545	1	1	1
TOTAL	\$411,724	\$468,115	\$483,705	\$483,705	5.0	5.0	5.0

TOWN OF CORTLANDT - ADOPTED BUDGET

FISCAL YEAR 2022

FUND - 10 GENERAL FUND TOWN WIDE  
DEPT - 1315 TOWN COMPROLLER

<u>EXPENDITURE DESCRIPTION</u>	<u>ACTUAL EXPENSES</u>		<u>2021 BUDGET</u>		<u>2022 BUDGET</u>		
	<u>2019</u>	<u>2020</u>	<u>ADOPTED</u>	<u>PROJECTED</u>	<u>REQUEST</u>	<u>PROPOSED</u>	<u>ADOPTED</u>
110 SALARIES	\$446,106	\$500,039	\$506,773	\$512,757	\$521,938	\$521,938	\$521,938
114 TEMPORARY SERVICES	3,411	3,704	5,000	14,047	5,000	5,000	5,000
119 LIQUIDATION PAY	0	0	0	0	0	0	0
120 LONGEVITY	4,540	8,485	12,720	12,720	12,720	12,720	12,720
199 OVERTIME	4,967	5,565	5,000	6,403	5,000	5,000	5,000
TOTAL 100'S	\$459,024	\$517,793	\$529,493	\$545,926	\$544,658	\$544,658	\$544,658
210 EQUIPMENT	\$1,209	\$1,428	\$0	\$0	\$0	\$0	\$0
TOTAL 200'S	\$1,209	\$1,428	\$0	\$0	\$0	\$0	\$0
413 SUPPLIES & MISC.	\$6,633	\$7,242	\$6,000	\$7,802	\$7,500	\$7,500	\$7,500
421 TELEPHONE	910	756	1,000	789	1,000	1,000	1,000
456 CONSULTANTS	9,150	14,885	9,150	9,095	9,150	9,150	9,150
463 EDUCATION & CONVENTIONS	4,137	2,122	2,500	2,500	2,500	2,500	2,500
TOTAL 400'S	\$20,829	\$25,006	\$18,650	\$20,186	\$20,150	\$20,150	\$20,150
<u>TOTAL COMPROLLER</u>	<u>\$481,062</u>	<u>\$544,227</u>	<u>\$548,143</u>	<u>\$566,113</u>	<u>\$564,808</u>	<u>\$564,808</u>	<u>\$564,808</u>

TOWN OF CORTLANDT - ADOPTED BUDGET  
FISCAL YEAR 2022

POSITION LISTING - SALARY SCHEDULE

FUND / DEPARTMENT	2020	2021	2021	2022	NUMBER OF EMPLOYEES		
	BUDGET	BUDGET	PROJECTED	ADOPTED	2020	2021	2022
10.1315 COMPTROLLER							
COMPTROLLER	\$139,828	\$164,323	\$168,431	\$168,431	1	1	1
DEPUTY COMPTROLLER/ACCOUNTANT	92,474	98,366	98,366	98,366	1	1	1
PAYROLL CLERK	63,178	66,538	67,958	71,526	1	1	1
SR ACCOUNT CLERK/TYPIST	133,784	66,538	66,538	66,538	2	1	1
STAFF ASST/FINANCE & ADMIN	0	92,753	92,753	98,366	0	1	1
PERSONNEL PROJECTS COORD.	14,708	18,255	18,711	18,711	0	0	0
TOTAL	\$443,972	\$506,773	\$512,757	\$521,938	5.0	5.0	5.0



TOWN OF CORTLANDT - ADOPTED BUDGET

FISCAL YEAR 2022

FUND - 10 GENERAL FUND TOWN WIDE  
 DEPT - 1320 AUDITOR

<u>EXPENDITURE DESCRIPTION</u>	<u>ACTUAL EXPENSES</u>		<u>2021 BUDGET</u>		<u>2022 BUDGET</u>		
	<u>2019</u>	<u>2020</u>	<u>ADOPTED</u>	<u>PROJECTED</u>	<u>REQUEST</u>	<u>PROPOSED</u>	<u>ADOPTED</u>
453 PROFESSIONAL SERVICES	\$41,070	\$39,660	\$41,070	\$41,070	\$41,070	\$41,070	\$41,070
TOTAL 400'S	\$41,070	\$39,660	\$41,070	\$41,070	\$41,070	\$41,070	\$41,070
<u>TOTAL AUDITOR</u>	<u>\$41,070</u>	<u>\$39,660</u>	<u>\$41,070</u>	<u>\$41,070</u>	<u>\$41,070</u>	<u>\$41,070</u>	<u>\$41,070</u>



**THIS PAGE INTENTIONALLY LEFT BLANK**

TOWN OF CORTLANDT - ADOPTED BUDGET

FISCAL YEAR 2022

FUND - 10 GENERAL FUND TOWN WIDE  
DEPT - 1330 TAX COLLECTION

EXPENDITURE DESCRIPTION	ACTUAL EXPENSES		2021 BUDGET		2022 BUDGET		
	2019	2020	ADOPTED	PROJECTED	REQUEST	PROPOSED	ADOPTED
110 SALARIES	\$283,646	\$239,513	\$317,843	\$273,076	\$342,697	\$342,697	\$342,697
114 TEMPORARY SERVICES	24,792	13,259	10,000	11,894	10,000	10,000	10,000
119 LIQUIDATION PAY	0	0	0	0	0	0	0
120 LONGEVITY	1,250	1,485	1,485	1,485	1,485	1,485	1,485
199 OVERTIME	579	3,232	0	5,158	0	0	0
TOTAL 100'S	\$310,267	\$257,488	\$329,328	\$291,613	\$354,182	\$354,182	\$354,182
210 EQUIPMENT	\$3,849	\$5,225	\$0	\$452	\$0	\$0	\$0
TOTAL 200'S	\$3,849	\$5,225	\$0	\$452	\$0	\$0	\$0
413 SUPPLIES & MISC.	\$31,684	\$6,262	\$9,500	\$6,604	\$9,500	\$9,500	\$9,500
421 TELEPHONE	1,680	1,173	1,500	1,022	1,500	1,500	1,500
441 PRINTING	5,777	6,332	5,250	5,305	5,250	5,250	5,250
444 EQUIPMENT MAINTENANCE.	17,095	17,323	13,900	17,000	17,000	17,000	17,000
463 EDUCATION	948	700	700	0	700	700	700
464 AUTO	863	322	1,000	445	400	400	400
TOTAL 400'S	\$58,047	\$32,112	\$31,850	\$30,375	\$34,350	\$34,350	\$34,350
<u>TOTAL: TAX COLLECTION</u>	<u>\$372,163</u>	<u>\$294,826</u>	<u>\$361,178</u>	<u>\$322,440</u>	<u>\$388,532</u>	<u>\$388,532</u>	<u>\$388,532</u>

TOWN OF CORTLANDT - ADOPTED BUDGET  
FISCAL YEAR 2022

POSITION LISTING - SALARY SCHEDULE

FUND / DEPARTMENT	2020	2021	2021	2022	NUMBER OF EMPLOYEES		
	BUDGET	BUDGET	PROJECTED	ADOPTED	2020	2021	2022
10.1330 TAX COLLECTION							
RECEIVER OF TAXES	\$108,090	\$121,633	\$140,000	\$140,000	1	1	1
DEPUTY RECEIVER	69,621	69,621	0	69,621	1	1	1
SR. ACCOUNT CLERK	60,018	126,589	133,076	133,076	1	2	2
OFFICE ASST AUTO SYS	54,170	0	0	0	1	0	0
TOTAL	\$291,899	\$317,843	\$273,076	\$342,697	4	4	4

TOWN OF CORTLANDT - ADOPTED BUDGET

FISCAL YEAR 2022

FUND - 10 GENERAL FUND TOWN WIDE  
DEPT - 1345 PURCHASING

<u>EXPENDITURE</u>	<u>DESCRIPTION</u>	<u>ACTUAL EXPENSES</u>		<u>2021 BUDGET</u>		<u>2022 BUDGET</u>		
		<u>2019</u>	<u>2020</u>	<u>ADOPTED</u>	<u>PROJECTED</u>	<u>REQUEST</u>	<u>PROPOSED</u>	<u>ADOPTED</u>
110	SALARIES	\$471,318	\$502,610	\$502,112	\$500,689	\$505,640	\$505,640	\$505,640
114	TEMP SVCS.	4,946	5,214	5,000	5,019	5,000	5,000	5,000
119	LIQUIDATION PAY	0	0	0	0	0	0	0
120	LONGEVITY	11,785	16,785	16,785	17,300	17,800	17,800	17,800
199	OVERTIME	2758	8326.79	0	5314.02	0	0	0
	TOTAL 100'S	\$490,807	\$532,936	\$523,897	\$528,322	\$528,440	\$528,440	\$528,440
210	EQUIPMENT	\$0	\$0	\$0	\$0	\$0	\$0	\$0
	TOTAL 200'S	\$0	\$0	\$0	\$0	\$0	\$0	\$0
413	SUPPLIES & MISC.	\$5,512	\$5,649	\$6,000	\$2,394	\$6,000	\$6,000	\$6,000
421	TELEPHONE	3,043	4,075	3,000	1,968	3,000	3,000	3,000
443	BUILDING MAINTENANCE	95	0	250	0	250	250	250
444	MAINTENANCE OF EQUIPMENT	57	56	0	0	0	0	0
463	EDUCATION & CONVENTIONS	229	100	1,000	0	1,000	1,000	1,000
464	AUTO	961	37	1,000	500	1,000	1,000	1,000
495	PURCHASES OF INVENTORY	0	1,314	0	3,434	0	0	0
	TOTAL 400'S	\$9,897	\$11,231	\$11,250	\$8,296	\$11,250	\$11,250	\$11,250
	<u>TOTAL: PURCHASING</u>	<u>\$500,703</u>	<u>\$544,166</u>	<u>\$535,147</u>	<u>\$536,618</u>	<u>\$539,690</u>	<u>\$539,690</u>	<u>\$539,690</u>

TOWN OF CORTLANDT - ADOPTED BUDGET  
FISCAL YEAR 2022

POSITION LISTING - SALARY SCHEDULE

FUND / DEPARTMENT	2020	2021	2021	2022	NUMBER OF EMPLOYEES		
	BUDGET	BUDGET	PROJECTED	ADOPTED	2020	2021	2022
10.1345 PURCHASING							
DIRECTOR	\$117,446	\$138,307	\$138,400	\$138,400	1	1	1
PURCHASE CLERK	57,018	63,210	63,210	66,538	1	1	1
SR. ACCOUNT CLERK	63,178	66,538	64,915	66,538	1	1	1
OFFICE ASST AUTO SYS	0	0	0	0	0	0	0
CENTRAL SUPPLIES COO	81,704	86,050	86,050	86,050	1	1	1
MESSENGER	55,104	58,034	58,036	58,036	1	1	1
TECH SUPPORT SPCLST	84,713	89,973	90,078	90,078	1	1	1
TOTAL	\$459,163	\$502,112	\$500,689	\$505,640	6.0	6.0	6.0

TOWN OF CORTLANDT - ADOPTED BUDGET

FISCAL YEAR 2022

FUND - 10 GENERAL FUND TOWN WIDE  
DEPT - 1355 ASSESSMENT

EXPENDITURE DESCRIPTION	ACTUAL EXPENSES		2021 BUDGET		2022 BUDGET		
	2019	2020	ADOPTED	PROJECTED	REQUEST	PROPOSED	ADOPTED
110 SALARIES	\$177,095	\$204,633	\$283,541	\$270,685	\$272,521	\$272,521	\$272,521
114 TEMPORARY SERVICES	17,667	20,668	33,000	35,196	34,000	34,000	34,000
119 LIQUIDATION	0	0	0	0	0	0	0
120 LONGEVITY	1,250	3,735	4,235	4,235	4,235	4,235	4,235
199 OVERTIME	-829	1,858	500	19,545	500	500	500
							0
TOTAL 100'S	\$195,182	\$230,894	\$321,276	\$329,661	\$311,256	\$311,256	\$311,256
210 EQUIPMENT	\$0	\$352	\$0	\$0	\$0	\$0	\$0
TOTAL 200'S	\$0	\$352	\$0	\$0	\$0	\$0	\$0
412 FUEL	\$0	\$0	\$0	\$0	\$0	\$0	\$0
413 SUPPLIES & MISC.	7,494	7,828	7,000	8,774	7,000	7,000	7,000
414 AUTO PARTS	0	0	250	0	250	250	250
421 TELEPHONE	56	188	250	398	250	250	250
444 EQUIPMENT MAINTENANCE	16,200	16,200	16,400	16,400	16,400	16,400	16,400
453 PROFESSIONAL SERVICES	18,500	2,250	20,000	2,250	20,000	20,000	20,000
456 CONSULTANTS	13,348	17,638	20,000	20,000	20,000	20,000	20,000
463 EDUCATION & CONVENTIONS	569	705	1,000	1,000	1,000	1,000	1,000
464 AUTO	0	0	500	500	500	500	500
475 TOWN APPOINTED BOARDS	1,050	1,050	1,050	1,050	1,050	1,050	1,050
TOTAL 400'S	\$57,216	\$45,859	\$66,450	\$50,373	\$66,450	\$66,450	\$66,450
<u>TOTAL: ASSESSMENT</u>	<u>\$252,399</u>	<u>\$277,104</u>	<u>\$387,726</u>	<u>\$380,033</u>	<u>\$377,706</u>	<u>\$377,706</u>	<u>\$377,706</u>

TOWN OF CORTLANDT - ADOPTED BUDGET  
FISCAL YEAR 2022

POSITION LISTING - SALARY SCHEDULE

FUND / DEPARTMENT	2020	2021	2021	2022	NUMBER OF EMPLOYEES		
	BUDGET	BUDGET	PROJECTED	ADOPTED	2020	2021	2022
10.1355 ASSESSMENT							
ASSESSOR	\$109,123	\$136,757	\$140,176	\$140,176	1	1	1
ASSESSMENT AIDE	0	0	0	0	0	0	0
ASST. ASSMNT CLERK	0	0	0	0	0	0	0
REAL PROPERTY APPRAISER	71,491	75,293	73,457	75,293	1	1	1
ASSESSMENT CLERK	71,491	71,491	57,052	57,052	1	1	1
TOTAL	\$252,105	\$283,541	\$270,685	\$272,521	3	3	3



TOWN OF CORTLANDT - ADOPTED BUDGET

FISCAL YEAR 2022

FUND - 10 GENERAL FUND TOWN WIDE  
 DEPT - 1410 TOWN CLERK

EXPENDITURE	DESCRIPTION	ACTUAL EXPENSES		2021 BUDGET		2022 BUDGET		
		2019	2020	ADOPTED	PROJECTED	REQUEST	PROPOSED	ADOPTED
110	SALARIES	\$281,108	\$299,795	\$311,065	\$313,531	\$316,379	\$316,379	\$316,379
114	TEMPORARY SERVICES	23,307	6,459	15,000	15,000	15,000	15,000	15,000
119	LIQUIDATION PAY	0	0	0	0	0	0	0
120	LONGEVITY	2,750	5,235	5,235	5,235	5,235	5,235	5,235
199	OVERTIME	12,025	6,282	1,500	4,846	1,500	1,500	1,500
	TOTAL 100'S	\$319,190	\$317,771	\$332,800	\$338,612	\$338,114	\$338,114	\$338,114
210	EQUIPMENT	\$790	\$3,330	\$0	\$6,926	\$0	\$0	\$0
	TOTAL 200'S	\$790	\$3,330	\$0	\$6,926	\$0	\$0	\$0
413	SUPPLIES & MISC.	\$15,324	\$18,801	\$21,500	\$20,316	\$23,125	\$23,125	\$23,125
421	TELEPHONE	425	491	1,000	777	1,000	1,000	1,000
453	PROFESSIONAL SERVICES	0	314	0	0	0	0	0
463	EDUCATION & CONVENTIONS	1,192	157	2,200	2,200	2,200	2,200	2,200
464	AUTO	0	0	0	0	0	0	0
	TOTAL 400'S	\$16,940	\$19,763	\$24,700	\$23,293	\$26,325	\$26,325	\$26,325
	<u>TOTAL TOWN CLERK</u>	<u>\$336,920</u>	<u>\$340,865</u>	<u>\$357,500</u>	<u>\$368,831</u>	<u>\$364,439</u>	<u>\$364,439</u>	<u>\$364,439</u>

TOWN OF CORTLANDT - ADOPTED BUDGET  
FISCAL YEAR 2022

POSITION LISTING - SALARY SCHEDULE

FUND / DEPARTMENT	2020	2021	2021	2022	NUMBER OF EMPLOYEES		
	BUDGET	BUDGET	PROJECTED	ADOPTED	2020	2021	2022
10.1410 TOWN CLERK							
TOWN CLERK	\$95,758	\$98,631	\$101,097	\$101,097	1	1	1
DEPUTY	86,347	91,849	91,849	91,849	1	1	1
SR ACCT CLERK	54,170	54,047	54,047	56,895	1	1	1
INT. TYPIST	0	0	0	0	0	0	0
SR. OFFICE ASST AUTO	60,018	66,538	66,538	66,538	1	1	1
PERMIT CLERK	0	0	0	0	0	0	0
TOTAL	\$296,293	\$311,065	\$313,531	\$316,379	4.0	4.0	4.0

TOWN OF CORTLANDT - ADOPTED BUDGET

FISCAL YEAR 2022

FUND - 10 GENERAL FUND TOWN WIDE  
DEPT - 1420 LAW

EXPENDITURE DESCRIPTION	ACTUAL EXPENSES		2021 BUDGET		2022 BUDGET		
	2019	2020	ADOPTED	PROJECTED	REQUEST	PROPOSED	ADOPTED
110 SALARIES	\$357,936	\$340,972	\$395,017	\$396,556	\$396,556	\$396,556	\$396,556
114 TEMPORARY SERVICES	2,377	351	0	0	0	0	0
119 LIQUIDATION	0	0	0	0	0	0	0
120 LONGEVITY	4,390	5,690	5,690	5,690	5,690	5,690	5,690
199 OVERTIME	-	0	0	0	0	0	0
<b>TOTAL 100'S</b>	<b>\$364,703</b>	<b>\$347,013</b>	<b>\$400,707</b>	<b>\$402,246</b>	<b>\$402,246</b>	<b>\$402,246</b>	<b>\$402,246</b>
210 EQUIPMENT	\$0	\$352	\$0	\$0	\$0	\$0	\$0
<b>TOTAL 200'S</b>	<b>\$0</b>	<b>\$352</b>	<b>\$0</b>	<b>\$0</b>	<b>\$0</b>	<b>\$0</b>	<b>\$0</b>
413 SUPPLIES & MISC.	\$15,946	\$14,241	\$20,000	\$10,335	\$20,000	\$20,000	\$20,000
421 TELEPHONE	0	0	0	0	0	0	0
452 LEGAL COUNSEL	66,635	73,914	70,000	64,756	70,000	70,000	70,000
<b>TOTAL 400'S</b>	<b>\$82,581</b>	<b>\$88,155</b>	<b>\$90,000</b>	<b>\$75,092</b>	<b>\$90,000</b>	<b>\$90,000</b>	<b>\$90,000</b>
<b>TOTAL: LAW</b>	<b>\$447,284</b>	<b>\$435,520</b>	<b>\$490,707</b>	<b>\$477,338</b>	<b>\$492,246</b>	<b>\$492,246</b>	<b>\$492,246</b>

TOWN OF CORTLANDT - ADOPTED BUDGET  
FISCAL YEAR 2022

POSITION LISTING - SALARY SCHEDULE

FUND / DEPARTMENT	2020	2021	2021	2022	NUMBER OF EMPLOYEES		
	BUDGET	BUDGET	PROJECTED	ADOPTED	2020	2021	2022
TOWN ATTORNEY	\$144,910	\$149,257	\$143,197	\$143,197	0.8	0.8	0.8
DPTY/ASST TOWN ATTORN	\$103,940	\$122,268	\$125,325	\$125,325	1	1	1
SENIOR TYPIST	72,485	76,110	80,652	80,652	1	1	1
CONFIDENTIAL SEC.	47,382	47,382	47,382	47,382	0.8	0.8	0.8
TOTAL	\$368,717	\$395,017	\$396,556	\$396,556	3.6	3.6	3.6

TOWN OF CORTLANDT - ADOPTED BUDGET

FISCAL YEAR 2022

FUND - 10 GENERAL FUND TOWN WIDE  
DEPT - 1440 ENGINEERING

EXPENDITURE DESCRIPTION	ACTUAL EXPENSES		2021 BUDGET		2022 BUDGET		
	2019	2020	ADOPTED	PROJECTED	REQUEST	PROPOSED	ADOPTED
110 SALARIES	\$423,769	\$536,557	\$594,982	\$499,040	\$585,633	\$585,633	\$585,633
114 TEMPORARY SERVICES	2,241	1,377	2,500	5,712	5,000	5,000	5,000
119 LIQUIDATION PAY	0	0	0	0	0	0	0
120 LONGEVITY	4,000	6,000	6,000	6,000	6,000	6,000	6,000
199 OVERTIME	188	307	0	0	0	0	0
TOTAL 100'S	\$430,198	\$544,241	\$603,482	\$510,752	\$596,633	\$596,633	\$596,633
210 EQUIPMENT	\$972	\$1,190	\$0	\$3,093	\$0	\$0	\$0
220 VEHICLES	0	37,971	0	32,864	0	0	0
TOTAL 200'S	\$972	\$39,160	\$0	\$35,957	\$0	\$0	\$0
412 FUEL	\$1,326	\$950	\$1,000	\$702	\$1,000	\$1,000	\$1,000
413 SUPPLIES & MISC.	13,280	13,967	12,000	19,498	12,000	12,000	12,000
414 AUTO PARTS	3,149	66	500	679	500	500	500
421 TELEPHONE	2,835	2,902	3,000	2,361	3,000	3,000	3,000
441 PRINTING	448	876	1,000	335	1,000	1,000	1,000
451 SURVEYING/MAP PREPARATION	15,060	1,500	7,500	7,500	7,500	7,500	7,500
456 CONSULTANTS	16,046	18,809	35,000	25,632	35,000	35,000	35,000
463 EDUCATION & CONVENTIONS	2,705	2,644	2,000	2,000	2,000	2,000	2,000
464 AUTO	74	0	0	0	0	0	0
TOTAL 400'S	\$54,925	\$41,714	\$62,000	\$58,708	\$62,000	\$62,000	\$62,000
<u>TOTAL: ENGINEERING</u>	<u>\$486,095</u>	<u>\$625,115</u>	<u>\$665,482</u>	<u>\$605,417</u>	<u>\$658,633</u>	<u>\$658,633</u>	<u>\$658,633</u>

TOWN OF CORTLANDT - ADOPTED BUDGET  
FISCAL YEAR 2022

POSITION LISTING - SALARY SCHEDULE

FUND / DEPARTMENT	2020	2021	2021	2022	NUMBER OF EMPLOYEES		
	BUDGET	BUDGET	PROJECTED	ADOPTED	2020	2021	2022
10.1440 ENGINEERING							
DIRECTOR DEPARTMENT OF							
TECHNICAL SERVICES	\$148,898	\$173,665	\$178,007	\$178,007	1	1	1
DEPUTY DIRECTOR DOTS	127,817	139,615	139,740	139,740	1	1	1
ASST CIVIL ENGINEER	105,000	114,753	114,753	114,753	1	1	1
SR OFFICE ASST AUTO	60,018	66,540	66,540	70,041	1	1	1
ASST. TO DIRECTOR	0	0	0	0	0	0	0
ENGINEER TECH	90,574	100,409	0	83,092	1	1	1
TOTAL	\$532,307	\$594,982	\$499,040	\$585,633	5.0	5.0	5.0

TOWN OF CORTLANDT - ADOPTED BUDGET

FISCAL YEAR 2022

FUND - 10 GENERAL FUND TOWN WIDE  
DEPT - 1450 ELECTIONS

<u>EXPENDITURE</u>	<u>DESCRIPTION</u>	<u>ACTUAL EXPENSES</u>		<u>2021 BUDGET</u>		<u>2022 BUDGET</u>		
		<u>2019</u>	<u>2020</u>	<u>ADOPTED</u>	<u>PROJECTED</u>	<u>REQUEST</u>	<u>PROPOSED</u>	<u>ADOPTED</u>
114	TEMPORARY SERVICES	\$10,560	\$11,934	\$10,000	\$10,690	\$11,000	\$11,000	\$11,000
	TOTAL 100'S	\$10,560	\$11,934	\$10,000	\$10,690	\$11,000	\$11,000	\$11,000
210	EQUIPMENT	\$0	\$0	\$0	\$0	\$0	\$0	\$0
	TOTAL 200'S	\$0	\$0	\$0	\$0	\$0	\$0	\$0
413	SUPPLIES & MISC.	\$0	\$0	\$0	\$0	\$0	\$0	\$0
421	TELEPHONE	0	0	0	0	0	0	0
440	COUNTY CONTRACT	60,461	61,788	66,000	65,000	68,000	65,000	65,000
444	EQUIPMENT MAINTENANCE	0	0	0	0	0	0	0
449	RENTAL POLLS	0	0	0	0	0	0	0
450	CUSTODIANS	0	0	0	0	0	0	0
458	PARTY REPS	0	0	0	0	0	0	0
461	TRANSPORTATION EQUIPMENT	10,800	10,800	10,800	10,800	10,800	10,800	10,800
464	AUTO MILEAGE	0	0	0	0	0	0	0
	TOTAL 400'S	\$71,261	\$72,588	\$76,800	\$75,800	\$78,800	\$75,800	\$75,800
	<u>TOTAL: ELECTIONS</u>	<u>\$81,821</u>	<u>\$84,522</u>	<u>\$86,800</u>	<u>\$86,490</u>	<u>\$89,800</u>	<u>\$86,800</u>	<u>\$86,800</u>



**THIS PAGE INTENTIONALLY LEFT BLANK**



TOWN OF CORTLANDT - ADOPTED BUDGET

FISCAL YEAR 2022

FUND - 10 GENERAL FUND TOWN WIDE  
 DEPT - 1490 DEPARTMENT OF ENVIRONMENTAL SERVICES

EXPENDITURE	DESCRIPTION	ACTUAL EXPENSES		2021 BUDGET		REQUEST	2022 BUDGET	
		2019	2020	ADOPTED	PROJECTED		PROPOSED	ADOPTED
110	SALARIES	\$0	\$0	\$0	\$0	\$0	\$0	\$0
114	TEMPORARY SERVICES	49,978	25,990	45,000	32,607	45,000	45,000	45,000
120	LONGEVITY	0	0	0	0	0	0	0
119	LIQUIDATION PAY	0	0	0	0	0	0	0
	TOTAL 100'S	\$49,978	\$25,990	\$45,000	\$32,607	\$45,000	\$45,000	\$45,000
210	EQUIPMENT	\$0	\$0	\$0	\$0	\$0	\$0	\$0
220	VEHICLES	0	0	0	0	0	0	0
	TOTAL 200'S	\$0	\$0	\$0	\$0	\$0	\$0	\$0
429	HOMELAND SECURITY	\$3,500	\$3,500	\$12,500	\$3,500	\$8,500	\$8,500	\$8,500
413	SUPPLIES & MISC.	3,429	1,240	1,300	1,300	1,300	1,300	1,300
421	TELEPHONE	35	29	50	35	50	50	50
422	LIGHT & POWER	0	0	0	0	0	0	0
440	OUTSIDE CONTRACTS	0	0	0	0	0	0	0
441	PRINTING	0	0	0	0	0	0	0
442	RENTAL	0	0	0	0	0	0	0
443	BLDG MAINTENANCE	0	0	0	0	0	0	0
450	CUSTODIANS	0	0	0	0	0	0	0
456	CONSULTANTS	0	0	0	0	0	0	0
448	SAFETY COMMITTEE	0	0	0	0	0	0	0
463	EDU. & CONVENTIONS	0	0	0	0	0	0	0
464	AUTO	0	0	0	0	0	0	0
	TOTAL 400'S	\$6,964	\$4,769	\$13,850	\$4,835	\$9,850	\$9,850	\$9,850
	<u>TOTAL ENVIRONMENTAL SERVICE:</u>	<u>\$56,941</u>	<u>\$30,759</u>	<u>\$58,850</u>	<u>\$37,442</u>	<u>\$54,850</u>	<u>\$54,850</u>	<u>\$54,850</u>



**THIS PAGE INTENTIONALLY LEFT BLANK**

TOWN OF CORTLANDT - ADOPTED BUDGET

FISCAL YEAR 2022

FUND - 10 GENERAL FUND TOWN WIDE  
DEPT - 1620 BUILDINGS - DES

<u>EXPENDITURE DESCRIPTION</u>	<u>ACTUAL EXPENSES</u>		<u>2021 BUDGET</u>		<u>2022 BUDGET</u>		
	<u>2019</u>	<u>2020</u>	<u>ADOPTED</u>	<u>PROJECTED</u>	<u>REQUEST</u>	<u>PROPOSED</u>	<u>ADOPTED</u>
110 SALARIES	\$75,441	\$77,819	\$79,511	\$79,511	\$79,511	\$79,511	\$79,511
114 TEMPORARY SERVICES	6,079	5,380	5,000	5,381	5,000	5,000	5,000
120 LONGEVITY	1,790	2,090	2,090	2,090	2,090	2,090	2,090
199 OVERTIME	36,292	30,129	30,000	23,212	30,000	30,000	30,000
<b>TOTAL 100'S</b>	<b>\$119,602</b>	<b>\$115,418</b>	<b>\$116,601</b>	<b>\$110,194</b>	<b>\$116,601</b>	<b>\$116,601</b>	<b>\$116,601</b>
201 CAPITAL CONSTRUCTION	\$6,180	\$0	\$0	\$0	\$0	\$0	\$0
205 PURCHASE OF PROPERTY	450,525	0	0	280,000	0	0	0
210 EQUIPMENT	79,191	43,867	0	76,726	0	0	0
220 VEHICLES	0	23,764	0	0	0	0	0
<b>TOTAL 200'S</b>	<b>\$535,896</b>	<b>\$67,631</b>	<b>\$0</b>	<b>\$356,726</b>	<b>\$0</b>	<b>\$0</b>	<b>\$0</b>
411 HEATING FUEL	\$48,061	\$35,902	\$50,000	\$47,929	\$50,000	\$50,000	\$50,000
412 FUEL OIL	107	0	500	0	500	500	500
413 SUPPLIES & MISC.	37,112	112,887	30,000	25,626	30,000	30,000	30,000
414 AUTO PARTS & REPAIRS	228	0	0	560	0	0	0
416 UNIFORMS	0	0	0	0	0	0	0
420 MAINT. MATERIALS	0	0	0	139	0	0	0
421 TELEPHONE	32,760	33,333	35,000	31,290	35,000	35,000	35,000
422 LIGHT & POWER	71,849	63,170	75,000	47,811	75,000	75,000	75,000
423 WATER	2,797	2,530	8,000	1,042	8,000	8,000	8,000
440 SERVICE CONTRACTS	42,682	57,371	60,000	50,028	60,000	60,000	60,000
442 RENTALS	14,079	14,079	15,500	14,076	15,500	15,500	15,500
443 BUILDING MAINTENANCE	184,813	95,283	100,000	100,000	100,000	100,000	100,000
444 EQUIPMENT MAINTENANCE	1,022	1856.71	0	210	0	0	0
453 PROFESSIONAL SERVICES	0	0	0	0	0	0	0
448 SAFETY COMMITTEE	48	0	0	0	0	0	0
<b>TOTAL 400'S</b>	<b>\$435,559</b>	<b>\$416,412</b>	<b>\$374,000</b>	<b>\$318,711</b>	<b>\$374,000</b>	<b>\$374,000</b>	<b>\$374,000</b>
<b><u>TOTAL: BUILDINGS</u></b>	<b><u>\$1,091,057</u></b>	<b><u>\$599,461</u></b>	<b><u>\$490,601</u></b>	<b><u>\$785,631</u></b>	<b><u>\$490,601</u></b>	<b><u>\$490,601</u></b>	<b><u>\$490,601</u></b>

TOWN OF CORTLANDT - ADOPTED BUDGET  
 FISCAL YEAR 2022

POSITION LISTING - SALARY SCHEDULE

FUND / DEPARTMENT	2020	2021	2021	2022	NUMBER OF EMPLOYEES		
	BUDGET	BUDGET	PROJECTED	ADOPTED	2020	2021	2022
10.1620 BUILDINGS							
BUILDING CARETAKER	\$75,424	\$79,511	\$79,511	\$79,511	1	1	1
CENTRAL RECEPTIONIS	0	0	0	0	0	0	0
CLEANER	0	0	0	0	0	0	0
TOTAL	\$75,424	\$79,511	\$79,511	\$79,511	1.0	1.0	1.0

TOWN OF CORTLANDT - ADOPTED BUDGET

FISCAL YEAR 2022

FUND - 10 GENERAL FUND TOWN WIDE  
DEPT - 1640 CENTRAL GARAGE - DES

EXPENDITURE DESCRIPTION	ACTUAL EXPENSES		2021 BUDGET		2022 BUDGET		
	2019	2020	ADOPTED	PROJECTED	REQUEST	PROPOSED	ADOPTED
110 SALARIES	\$102,894	\$98,006	\$101,602	\$101,602	\$101,602	\$101,602	\$101,602
114 TEMPORARY SERVICES	0	0	0	0	0	0	0
119 LIQUIDATION PAY	0	0	0	0	0	0	0
120 LONGEVITY	0	1,685	1,685	1,685	1,685	1,685	1,685
199 OVERTIME	0	0	0	0	0	0	0
<b>TOTAL 100'S</b>	<b>\$102,894</b>	<b>\$99,691</b>	<b>\$103,287</b>	<b>\$103,287</b>	<b>\$103,287</b>	<b>\$103,287</b>	<b>\$103,287</b>
210 EQUIPMENT	\$7,816	\$29,457	\$0	\$80,500	\$0	\$0	\$0
220 VEHICLES	0	0	0	0	0	0	0
<b>TOTAL 200'S</b>	<b>\$7,816</b>	<b>\$29,457</b>	<b>\$0</b>	<b>\$80,500</b>	<b>\$0</b>	<b>\$0</b>	<b>\$0</b>
412 FUEL	\$3,472	\$3,844	\$10,000	\$2,873	\$10,000	\$10,000	\$10,000
413 SUPPLIES & MISC.	36,393	37,442	12,000	44,946	12,000	12,000	12,000
414 AUTO PARTS	23,543	47,626	20,000	34,004	20,000	20,000	20,000
416 UNIFORMS	0	0	0	0	0	0	0
420 MAINTENANCE MATERIALS	0	33	0	2,046	0	0	0
442 RENTAL	5,018	0	0	0	0	0	0
443 BUILDING MAINTENANCE	5,146	0	0	0	0	0	0
444 EQUIPMENT MAINTENANCE	680	0	0	0	0	0	0
463 EDUCATION & CONVENTIONS	0	0	0	0	0	0	0
464 AUTO TRAVEL	0	0	0	0	0	0	0
<b>TOTAL 400'S</b>	<b>\$74,252</b>	<b>\$88,945</b>	<b>\$42,000</b>	<b>\$83,869</b>	<b>\$42,000</b>	<b>\$42,000</b>	<b>\$42,000</b>
<b><u>TOTAL CENTRAL GARAGE</u></b>	<b><u>\$184,961</u></b>	<b><u>\$218,093</u></b>	<b><u>\$145,287</u></b>	<b><u>\$267,656</u></b>	<b><u>\$145,287</u></b>	<b><u>\$145,287</u></b>	<b><u>\$145,287</u></b>

TOWN OF CORTLANDT - ADOPTED BUDGET  
 FISCAL YEAR 2022

POSITION LISTING - SALARY SCHEDULE

FUND / DEPARTMENT	2020	2021	2021	2022	NUMBER OF EMPLOYEES		
	BUDGET	BUDGET	PROJECTED	ADOPTED	2020	2021	2022
10.1640 CENTRAL GARAGE							
MECHANIC FORMAN	\$88,761	\$101,602	\$101,602	\$101,602	1	1	1
MECHANIC	0	0	0	0	0	0	0
ACCT. CLERK	0	0	0	0	0	0	0
SENIOR ACCT. CLERK	0	0	0	0	0	0	0
TOTAL	\$88,761	\$101,602	\$101,602	\$101,602	1.0	1.0	1.0

TOWN OF CORTLANDT - ADOPTED BUDGET

FISCAL YEAR 2022

FUND - 10 GENERAL FUND TOWN WIDE  
DEPT - 1670 CENTRAL PRINTING

<u>EXPENDITURE DESCRIPTION</u>	<u>ACTUAL EXPENSES</u>		<u>2021 BUDGET</u>		<u>2022 BUDGET</u>		
	<u>2019</u>	<u>2020</u>	<u>ADOPTED</u>	<u>PROJECTED</u>	<u>REQUEST</u>	<u>PROPOSED</u>	<u>ADOPTED</u>
210 EQUIPMENT	\$0	\$0	\$0	\$0	\$0	\$0	\$0
TOTAL 200'S	\$0	\$0	\$0	\$0	\$0	\$0	\$0
413 SUPPLIES & MISC.	\$7,156	\$6,749	\$10,000	\$5,511	\$8,000	\$8,000	\$8,000
441 PRINTING & ADVERTISING	10,727	17,320	8,500	25,803	20,000	20,000	20,000
444 EQUIPMENT MAINTENANCE	1,477	0	3,000	0	1,000	1,000	1,000
462 POSTAGE	40,485	52,312	40,000	41,173	40,000	40,000	40,000
TOTAL 400'S	\$59,845	\$76,381	\$61,500	\$72,486	\$69,000	\$69,000	\$69,000
<u>TOTAL: CENTRAL PRINTING</u>	<u>\$59,845</u>	<u>\$76,381</u>	<u>\$61,500</u>	<u>\$72,486</u>	<u>\$69,000</u>	<u>\$69,000</u>	<u>\$69,000</u>

TOWN OF CORTLANDT - ADOPTED BUDGET

FISCAL YEAR 2022

FUND - 10 GENERAL FUND TOWN WIDE  
DEPT - 1680 CENTRAL DATA PROCESSING

<u>EXPENDITURE DESCRIPTION</u>	<u>ACTUAL EXPENSES</u>		<u>2021 BUDGET</u>		<u>2022 BUDGET</u>		
	<u>2019</u>	<u>2020</u>	<u>ADOPTED</u>	<u>PROJECTED</u>	<u>REQUEST</u>	<u>PROPOSED</u>	<u>ADOPTED</u>
210 EQUIPMENT	\$40,902	\$52,673	\$40,000	\$40,517	\$40,000	\$40,000	\$40,000
TOTAL 200'S	\$40,902	\$52,673	\$40,000	\$40,517	\$40,000	\$40,000	\$40,000
413 SUPPLIES & MISC.	\$14,996	\$18,990	\$16,850	\$8,532	\$16,850	\$16,850	\$16,850
421 TELEPHONE	0	0	0	0	0	0	0
444 EQUIPMENT MAINTENANCE	30,801	50,180	35,000	53,472	50,000	50,000	50,000
456 CONSULTANTS	31,600	42,382	28,150	52,150	40,000	40,000	40,000
TOTAL 400'S	\$77,397	\$111,552	\$80,000	\$114,154	\$106,850	\$106,850	\$106,850
<u>TOTAL: CENTRAL DATA PROCESSING</u>	<u>\$118,299</u>	<u>\$164,225</u>	<u>\$120,000</u>	<u>\$154,671</u>	<u>\$146,850</u>	<u>\$146,850</u>	<u>\$146,850</u>



TOWN OF CORTLANDT - ADOPTED BUDGET

FISCAL YEAR 2022

FUND - 10 GENERAL FUND TOWN WIDE  
DEPT - 1900 SPECIAL ITEMS

<u>EXPENDITURE</u>	<u>DESCRIPTION</u>	<u>ACTUAL EXPENSES</u>		<u>2021 BUDGET</u>		<u>2022 BUDGET</u>		
		<u>2019</u>	<u>2020</u>	<u>ADOPTED</u>	<u>PROJECTED</u>	<u>REQUEST</u>	<u>PROPOSED</u>	<u>ADOPTED</u>
1900.434	INSURANCE	\$33,833	\$101,799	\$90,000	\$96,988	\$115,000	\$115,000	\$115,000
1900.460	CONTINGENCY	0	0	100,000	0	390,000	390,000	390,000
1900.476	JUDGEMENTS & CLAIMS	35,123	63,917	50,000	62,778	50,000	50,000	50,000
1900.480	MUNICIPAL ASSOCIATION DUES	7,519	12,670	10,000	10,000	10,000	10,000	10,000
1900.481	CODIFICATION OF TOWN LAW	0	2,662	0	0	0	0	0
1900.482	TAXES - TOWN PROPERTY	16,486	15,213	15,000	11,504	15,000	15,000	15,000
1900.485	BOND ISSUANCE EXPENSE	0	61	0	7,000	0	0	0
1980.400	CONTRIBUTION TO NYS MTA TAX	18,478	19,108	20,000	20,000	20,000	20,000	20,000
	<u>TOTAL: SPECIAL ITEMS</u>	<u>\$111,439</u>	<u>\$215,430</u>	<u>\$285,000</u>	<u>\$208,269</u>	<u>\$600,000</u>	<u>\$600,000</u>	<u>\$600,000</u>

TOWN OF CORTLANDT - ADOPTED BUDGET

FISCAL YEAR 2022

FUND - 10 GENERAL FUND TOWN WIDE  
 DEPT - 3150 PUBLIC SAFETY - JAIL

<u>EXPENDITURE DESCRIPTION</u>	<u>ACTUAL EXPENSES</u>		<u>2021 BUDGET</u>		<u>2022 BUDGET</u>		
	<u>2019</u>	<u>2020</u>	<u>ADOPTED</u>	<u>PROJECTED</u>	<u>REQUEST</u>	<u>PROPOSED</u>	<u>ADOPTED</u>
442 RENTAL	\$2,500	\$500	\$2,500	\$1,000	\$1,000	\$1,000	\$1,000
TOTAL 400'S	\$2,500	\$500	\$2,500	\$1,000	\$1,000	\$1,000	\$1,000
<u>TOTAL: JAIL</u>	<u>\$2,500</u>	<u>\$500</u>	<u>\$2,500</u>	<u>\$1,000</u>	<u>\$1,000</u>	<u>\$1,000</u>	<u>\$1,000</u>

TOWN OF CORTLANDT - ADOPTED BUDGET

FISCAL YEAR 2022

FUND - 10 GENERAL FUND TOWN WIDE  
DEPT - 3310 TRAFFIC CONTROL

<u>EXPENDITURE DESCRIPTION</u>	<u>ACTUAL EXPENSES</u>		<u>2021 BUDGET</u>		<u>2022 BUDGET</u>		
	<u>2019</u>	<u>2020</u>	<u>ADOPTED</u>	<u>PROJECTED</u>	<u>REQUEST</u>	<u>PROPOSED</u>	<u>ADOPTED</u>
241 SIGNS	\$26,720	\$15,278	\$20,000	\$25,757	\$20,000	\$20,000	\$20,000
242 SIGNALS	12,517	5,586	2,500	2,111	2,500	2,500	2,500
TOTAL 200'S	\$39,237	\$20,864	\$22,500	\$27,868	\$22,500	\$22,500	\$22,500
413 SUPPLIES & MISCELLANEOUS	\$3,010	\$3,160	\$5,000	\$0	\$5,000	\$5,000	\$5,000
422 LIGHT & POWER	60,582	65,324	70,000	63,475	70,000	70,000	70,000
444 MAINTENANCE	0	0	0	0	0	0	0
TOTAL 400'S	\$63,592	\$68,484	\$75,000	\$63,475	\$75,000	\$75,000	\$75,000
<u>TOTAL: TRAFFIC CONTROL</u>	<u>\$102,829</u>	<u>\$89,348</u>	<u>\$97,500</u>	<u>\$91,343</u>	<u>\$97,500</u>	<u>\$97,500</u>	<u>\$97,500</u>

TOWN OF CORTLANDT - ADOPTED BUDGET

FISCAL YEAR 2022

FUND - 10 GENERAL FUND TOWN WIDE  
DEPT - 4500 HEALTH

<u>EXPENDITURE DESCRIPTION</u>	<u>ACTUAL EXPENSES</u>		<u>2021 BUDGET</u>		<u>2022 BUDGET</u>		
	<u>2019</u>	<u>2020</u>	<u>ADOPTED</u>	<u>PROJECTED</u>	<u>REQUEST</u>	<u>PROPOSED</u>	<u>ADOPTED</u>
<u>4525 JOINT HOSPITAL</u>							
4525.477 NORTHWEST GUIDANCE	\$0	\$0	\$0	\$0	\$0	\$0	\$0
4525.478 PEEKSKILL HEALTH CARE	15,000	15,000	15,000	15,000	15,000	15,000	15,000
4525.479 NORTHERN WEST. SHELTER	0	0	0	0	0	0	0
<u>4540 AMBULANCE</u>							
4540.453 PROFESSIONAL SERVICES	20,000	20,000	20,000	20,000	20,000	20,000	20,000
<u>4560 PHYSICIAN</u>							
4560.453 PROFESSIONAL SERVICES	0	0	0	0	0	0	0
<u>TOTAL: HEALTH</u>	<u>\$35,000</u>	<u>\$35,000</u>	<u>\$35,000</u>	<u>\$35,000</u>	<u>\$35,000</u>	<u>\$35,000</u>	<u>\$35,000</u>

TOWN OF CORTLANDT - ADOPTED BUDGET

FISCAL YEAR 2022

FUND - 10 GENERAL FUND TOWN WIDE  
DEPT - 5010 SUPERINTENDENT OF HIGHWAY

<u>EXPENDITURE DESCRIPTION</u>	<u>ACTUAL EXPENSES</u>		<u>2021 BUDGET</u>		<u>2022 BUDGET</u>		
	<u>2019</u>	<u>2020</u>	<u>ADOPTED</u>	<u>PROJECTED</u>	<u>REQUEST</u>	<u>PROPOSED</u>	<u>ADOPTED</u>
110 SALARIES	\$326,512	\$329,732	\$385,502	\$396,781	\$396,781	\$396,781	\$396,781
114 TEMPORARY SERVICES		0	0	0	0	0	0
119 LIQUIDATION PAY	0	0	0	0	0	0	0
120 LONGEVITY	4,500	6,500	7,985	7,985	7,985	7,985	7,985
199 OVERTIME	0	0	0	0	0	0	0
TOTAL 100'S	\$331,012	\$336,232	\$393,487	\$404,766	\$404,766	\$404,766	\$404,766
210 EQUIPMENT	\$3,407	\$0	\$0	\$0	\$0	\$0	\$0
220 VEHICLES	0	0	0	0	0	0	0
TOTAL 200'S	\$3,407	\$0	\$0	\$0	\$0	\$0	\$0
413 SUPPLIES & MISC.	\$12,167	\$5,720	\$10,000	\$16,065	\$10,000	\$10,000	\$10,000
448 SAFETY COMMITTEE	0	0	0	0	0	0	0
453 PROFESSIONAL SERVICES	0	0	0	0	0	0	0
463 EDUCATIONS & CONVENTIONS	0	0	0	0	0	0	0
421 TELEPHONE	14,765	15,339	15,000	17,200	15,000	15,000	15,000
TOTAL 400'S	\$26,932	\$21,058	\$25,000	\$33,265	\$25,000	\$25,000	\$25,000
<u>TOTAL: SUPT OF HIGHWAY</u>	<u>\$361,350</u>	<u>\$357,290</u>	<u>\$418,487</u>	<u>\$438,030</u>	<u>\$429,766</u>	<u>\$429,766</u>	<u>\$429,766</u>

TOWN OF CORTLANDT - ADOPTED BUDGET  
FISCAL YEAR 2022

POSITION LISTING - SALARY SCHEDULE

FUND / DEPARTMENT	2020	2021	2021	2022	NUMBER OF EMPLOYEES		
	BUDGET	BUDGET	PROJECTED	ADOPTED	2020	2021	2022
10.5010 HIGHWAY ADMINISTRATION - DES							
DIRECTOR OF DES	\$114,600	\$116,130	\$121,834	\$121,834	1	1	1
DEPUTY DIR DES	\$105,700	\$110,985	\$116,560	\$116,560	1	1	1
DEPUTY DIR DES/ADMIN	78,478	91,849	91,849	91,849	1	1	1
SR OFFICE ASST. AUTO	0	0	0	0	0	0	0
SNR CLERK	60,018	66,538	66,538	66,538	1	1	1
TOTAL	\$358,796	\$385,502	\$396,781	\$396,781	4.0	4.0	4.0

TOWN OF CORTLANDT - ADOPTED BUDGET

FISCAL YEAR 2022

FUND - 10 GENERAL FUND TOWN WIDE  
 DEPT - 5132 HIGHWAY GARAGE - VERPLANCK

<u>EXPENDITURE</u>	<u>DESCRIPTION</u>	<u>ACTUAL EXPENSES</u>		<u>2021 BUDGET</u>		<u>2022 BUDGET</u>		
		<u>2019</u>	<u>2020</u>	<u>ADOPTED</u>	<u>PROJECTED</u>	<u>REQUEST</u>	<u>PROPOSED</u>	<u>ADOPTED</u>
210	EQUIPMENT	\$0	\$0	\$0	\$0	\$0	\$0	\$0
	TOTAL 200'S	\$0	\$0	\$0	\$0	\$0	\$0	\$0
411	HEATING FUEL	\$11,992	\$0	\$15,000	\$0	\$15,000	\$15,000	\$15,000
413	SUPPLIES & MISC.	6,986	4,775	8,500	3,166	8,500	8,500	8,500
422	LIGHT & POWER	8,357	7,236	10,000	8,927	10,000	10,000	10,000
443	PROPERTY MAINTENANCE	20,864	14,035	6,000	3,744	6,000	6,000	6,000
	TOTAL 400'S	\$48,199	\$26,046	\$39,500	\$15,837	\$39,500	\$39,500	\$39,500
	<u>TOTAL: HIGHWAY GARAGE</u>	<u>\$48,199</u>	<u>\$26,046</u>	<u>\$39,500</u>	<u>\$15,837</u>	<u>\$39,500</u>	<u>\$39,500</u>	<u>\$39,500</u>

TOWN OF CORTLANDT - ADOPTED BUDGET

FISCAL YEAR 2022

FUND - 10 GENERAL FUND TOWN WIDE  
 DEPT - 6510 VETERANS

EXPENDITURE	DESCRIPTION	ACTUAL EXPENSES		2021 BUDGET		2022 BUDGET		
		<u>2019</u>	<u>2020</u>	<u>ADOPTED</u>	<u>PROJECTED</u>	<u>REQUEST</u>	<u>PROPOSED</u>	<u>ADOPTED</u>
472	ROOMS FOR VET. ORGS.	\$1,080	\$750	\$750	\$1,000	\$1,000	\$1,000	\$1,000
473	MEMORIAL DAY EXPENSES	2,442	2,566	2,500	2,500	2,600	2,600	2,600
	TOTAL 400'S	\$3,522	\$3,316	\$3,250	\$3,500	\$3,600	\$3,600	\$3,600
	<u>TOTAL VETERANS</u>	<u>\$3,522</u>	<u>\$3,316</u>	<u>\$3,250</u>	<u>\$3,500</u>	<u>\$3,600</u>	<u>\$3,600</u>	<u>\$3,600</u>



TOWN OF CORTLANDT - ADOPTED BUDGET

FISCAL YEAR 2022

FUND - 10 GENERAL FUND TOWN WIDE  
DEPT - 6772 PROGRAMS FOR THE AGING

EXPENDITURE	DESCRIPTION	ACTUAL EXPENSES		2021 BUDGET		2022 BUDGET		
		2019	2020	ADOPTED	PROJECTED	REQUEST	PROPOSED	ADOPTED
110	SALARIES	\$279,457	\$307,698	\$309,972	\$312,369	\$312,369	\$312,369	\$312,369
114	TEMPORARY SERVICES	15,571	9,858	16,000	13,016	16,000	16,000	16,000
120	LONGEVITY	6,790	12,175	12,190	12,175	12,190	12,190	12,190
119	LIQUIDATION PAY	0	0	0	0	0	0	0
199	OVERTIME	19,880	3461.23	2000	937	2000	2000	2000
TOTAL 100'S		\$321,698	\$333,192	\$340,162	\$338,497	\$342,559	\$342,559	\$342,559
210	EQUIPMENT	\$41,976	\$5,619	\$0	\$2,174	\$0	\$0	\$0
220	VEHICLES	0	0	0	0	0	0	0
TOTAL 200'S		\$41,976	\$5,619	\$0	\$2,174	\$0	\$0	\$0
411	HEATING FUEL	\$16,502	\$11,825	\$20,000	\$20,208	\$20,000	\$20,000	\$20,000
412	FUEL	0	406	0	0	0	0	0
413	SUPPLIES & MISC.	6,110	2,885	9,000	5,084	9,000	9,000	9,000
414	AUTO PARTS	1,760	488	500	48	500	500	500
421	TELEPHONE	4,503	4,654	6,000	6,129	6,000	6,000	6,000
422	LIGHT & POWER	26,381	24,738	25,000	19,054	25,000	25,000	25,000
443	BUILDING MAINTENANCE	21,485	15,895	17,000	4,419	17,000	17,000	17,000
444	EQUIPMENT MAINTENANCE	621	407	1,000	0	1,000	1,000	1,000
440	OUTSIDE CONTRACTS	55	635	0	0	0	0	0
453	PROFESSIONAL SERVICES	32,649	27,190	36,000	24,565	36,000	36,000	36,000
463	EDUCATION & SEMINARS	141	50	200	63	200	200	200
464	AUTO / TRAVEL	16,941	0	16,000	16,000	16,000	16,000	16,000
466	ENTERTAINMENT	12,855	-9,626	5,500	4,055	5,500	5,500	5,500
TOTAL 400'S		\$140,002	\$79,548	\$136,200	\$99,626	\$136,200	\$136,200	\$136,200
<u>TOTAL AGING</u>		<u>\$503,676</u>	<u>\$418,358</u>	<u>\$476,362</u>	<u>\$440,297</u>	<u>\$478,759</u>	<u>\$478,759</u>	<u>\$478,759</u>

TOWN OF CORTLANDT - ADOPTED BUDGET  
FISCAL YEAR 2022

POSITION LISTING - SALARY SCHEDULE

FUND / DEPARTMENT	2020	2021	2021	2022	NUMBER OF EMPLOYEES		
	BUDGET	BUDGET	PROJECTED	ADOPTED	2020	2021	2022
10.6772 AGING							
SUPERVISOR OF SR. CITIZENS	\$86,347	\$91,849	\$91,849	\$91,849	1	1	1
SR. RECREATION LEADER	80,633	85,771	85,771	85,771	1	1	1
SOCIAL WORKER	0	0	0	0	0	0	0
MEDICAL CAR DRIVER	5,741	5,741	5,741	5,741	0.2	0.2	0.2
INTERMEDIATE CLERK	45,808	47,183	48,363	48,363	1	1	1
LABORER/REC. MAINT	75,424	79,428	80,645	80,645	1	1	1
TOTAL	\$293,953	\$309,972	\$312,369	\$312,369	4.2	4.2	4.2

TOWN OF CORTLANDT - PROPOSED BUDGET

FISCAL YEAR 2022

FUND - 10 GENERAL FUND TOWN WIDE  
DEPT - 6773 NUTRITION

<u>EXPENDITURE DESCRIPTION</u>	<u>ACTUAL EXPENSES</u>		<u>2021 BUDGET</u>		<u>2022 BUDGET</u>		
	<u>2019</u>	<u>2020</u>	<u>ADOPTED</u>	<u>PROJECTED</u>	<u>REQUEST</u>	<u>PROPOSED</u>	<u>ADOPTED</u>
110 SALARIES	\$98,486	\$98,004	\$100,000	\$100,000	\$100,000	\$100,000	\$100,000
119 LIQUIDATION PAY	0	0	0	0	0	0	0
120 LONGEVITY	1,300	1,800	1,800	1,800	1,800	1,800	1,800
TOTAL 100'S	\$99,786	\$99,804	\$101,800	\$101,800	\$101,800	\$101,800	\$101,800
210 EQUIPMENT	\$449	\$326	\$0	\$1,200	\$0	\$0	\$0
220 VEHICLES	0	0	0	0	0	0	0
TOTAL 200'S	\$449	\$326	\$0	\$1,200	\$0	\$0	\$0
410 FOOD SUPPLIES	\$59,014	\$61,352	\$60,000	\$49,919	\$60,000	\$60,000	\$60,000
412 FUEL	3,052	2,143	3,500	1,742	3,500	3,500	3,500
413 SUPPLIES & MISC.	13,060	12,573	10,000	10,341	10,000	10,000	10,000
414 AUTO PARTS	630	1,210	2,500	429	2,500	2,500	2,500
421 TELEPHONE	2,910	2,698	2,800	2,470	2,800	2,800	2,800
440 OUTSIDE CONTRACTS	60,500	12,750	55,000	4,500	55,000	55,000	55,000
444 EQUIPMENT REPAIRS	900	340	500	500	500	500	500
TOTAL 400'S	\$140,066	\$93,066	\$134,300	\$69,900	\$134,300	\$134,300	\$134,300
<u>TOTAL NUTRITION</u>	<u>\$240,301</u>	<u>\$193,196</u>	<u>\$236,100</u>	<u>\$172,900</u>	<u>\$236,100</u>	<u>\$236,100</u>	<u>\$236,100</u>

TOWN OF CORTLANDT - ADOPTED BUDGET  
FISCAL YEAR 2022

POSITION LISTING - SALARY SCHEDULE

FUND / DEPARTMENT	2020	2021	2021	2022	NUMBER OF EMPLOYEES		
	BUDGET	BUDGET	PROJECTED	ADOPTED	2020	2021	2022
10.6773 NUTRITION							
DIRECTOR	\$0	\$0	\$0	\$0	0	0	0
FOOD SERVICES (3PT)	32,150	32,150	32,150	32,150	1.5	1.5	1.5
BOOKKEEPER/CLERK/REC	21,850	21,850	21,850	21,850	0.5	0.5	0.5
OUTREACH WORKER	0	0	0	0	0	0	0
DRIVER (3PT)	46,000	46,000	46,000	46,000	1.5	1.5	1.5
TOTAL	\$100,000	\$100,000	\$100,000	\$100,000	3.5	3.5	3.5

TOWN OF CORTLANDT - ADOPTED BUDGET

FISCAL YEAR 2022

FUND - 10 GENERAL FUND TOWN WIDE  
DEPT - 6774 TITLE III B

<u>EXPENDITURE</u>	<u>DESCRIPTION</u>	<u>ACTUAL EXPENSES</u>		<u>2021 BUDGET</u>		<u>2022 BUDGET</u>		
		<u>2019</u>	<u>2020</u>	<u>ADOPTED</u>	<u>PROJECTED</u>	<u>REQUEST</u>	<u>PROPOSED</u>	<u>ADOPTED</u>
110	SALARIES	\$0	\$0	\$0	\$0	\$0	\$0	\$0
	TOTAL 100'S	\$0	\$0	\$0	\$0	\$0	\$0	\$0
413	SUPPLIES & MISC	\$0	\$0	\$0	\$0	\$0	\$0	\$0
414	AUTO PARTS	0	0	0	0	0	0	0
421	TELEPHONE	1,192	1,174	1,150	1,387	1,150	1,150	1,150
440	OUTSIDE CONTRACTS	21,135	6,750	22,000	17,250	22,000	22,000	22,000
464	AUTO / TRAVEL	0	0	0	0	0	0	0
	TOTAL 400'S	\$22,327	\$7,924	\$23,150	\$18,637	\$23,150	\$23,150	\$23,150
	<u>TOTAL: TITLE III C-B</u>	<u>\$22,327</u>	<u>\$7,924</u>	<u>\$23,150</u>	<u>\$18,637</u>	<u>\$23,150</u>	<u>\$23,150</u>	<u>\$23,150</u>

TOWN OF CORTLANDT - ADOPTED BUDGET  
FISCAL YEAR 2022

POSITION LISTING - SALARY SCHEDULE

FUND / DEPARTMENT	2020	2021	2021	2022	NUMBER OF EMPLOYEES		
	BUDGET	BUDGET	PROJECTED	ADOPTED	2020	2021	2022
10.6774 TITLE IIIB							
CASE ASSISTANCE WORKER DRIVER	\$0 0	\$0 0	\$0 0	\$0 0	0 0	0 0	0 0
TOTAL	\$0	\$0	\$0	\$0	0	0	0

TOWN OF CORTLANDT - ADOPTED BUDGET

FISCAL YEAR 2022

FUND - 10 GENERAL FUND TOWN WIDE  
DEPT - 7020 RECREATION ADMINISTRATION

<u>EXPENDITURE DESCRIPTION</u>	<u>ACTUAL EXPENSES</u>		<u>2021 BUDGET</u>		<u>2022 BUDGET</u>		
	<u>2019</u>	<u>2020</u>	<u>ADOPTED</u>	<u>PROJECTED</u>	<u>REQUEST</u>	<u>PROPOSED</u>	<u>ADOPTED</u>
110 SALARIES	\$666,972	\$722,501	\$712,714	\$718,019	\$718,019	\$718,019	\$718,019
114 TEMPORARY SERVICES	2,966	2,305	5,000	2,025	5,000	5,000	5,000
119 LIQUIDATION PAY	0	0	0	0	0	0	0
120 LONGEVITY	14,540	21,825	22,820	22,820	22,820	22,820	22,820
199 OVERTIME	14,371	6,264	10,000	5,504	10,000	10,000	10,000
<b>TOTAL 100'S</b>	<b>\$698,848</b>	<b>\$752,895</b>	<b>\$750,534</b>	<b>\$748,368</b>	<b>\$755,839</b>	<b>\$755,839</b>	<b>\$755,839</b>
210 EQUIPMENT	\$420	\$1,361	\$0	\$289	\$0	\$0	\$0
220 VEHICLES	0	0	0	0	0	0	0
<b>TOTAL 200'S</b>	<b>\$420</b>	<b>\$1,361</b>	<b>\$0</b>	<b>\$289</b>	<b>\$0</b>	<b>\$0</b>	<b>\$0</b>
412 FUEL	\$3,301	\$3,298	\$3,000	\$1,049	\$3,000	\$3,000	\$3,000
413 SUPPLIES & MISC.	7,970	6,946	7,500	5,245	7,500	7,500	7,500
414 AUTO PARTS	1,593	1,468	1,500	4,430	1,500	1,500	1,500
421 TELEPHONE	4,512	4,318	5,400	4,100	5,400	5,400	5,400
440 SERVICE CONTRACTS	0	0	0	0	0	0	0
441 PRINTING	46,074	25,345	41,000	40,501	41,000	41,000	41,000
444 EQUIPMENT MAINTENANCE	28,718	18,090	25,000	34,805	25,000	25,000	25,000
457 INSTRUCTORS	0	0	0	0	0	0	0
462 POSTAGE	14,207	3,894	12,000	11,227	12,000	12,000	12,000
463 EDUCATION / CONVENTIONS	50	0	1,000	0	500	500	500
464 AUTO / TRAVEL	0	0	0	0	0	0	0
<b>TOTAL 400'S</b>	<b>\$106,426</b>	<b>\$63,360</b>	<b>\$96,400</b>	<b>\$101,357</b>	<b>\$95,900</b>	<b>\$95,900</b>	<b>\$95,900</b>
<b><u>TOTAL: RECREATION ADMIN</u></b>	<b><u>\$805,694</u></b>	<b><u>\$817,615</u></b>	<b><u>\$846,934</u></b>	<b><u>\$850,014</u></b>	<b><u>\$851,739</u></b>	<b><u>\$851,739</u></b>	<b><u>\$851,739</u></b>

TOWN OF CORTLANDT - ADOPTED BUDGET  
FISCAL YEAR 2022

POSITION LISTING - SALARY SCHEDULE

FUND / DEPARTMENT	2020	2021	2021	2022	NUMBER OF EMPLOYEES		
	BUDGET	BUDGET	PROJECTED	ADOPTED	2020	2021	2022
10.7020 RECREATION ADMINISTRATION							
DIRECTOR OF RECREATION	\$116,521	\$140,317	\$143,825	\$143,825	1	1	1
ASST. DIR OF RECREATION	94,753	100,708	100,767	100,767	1	1	1
RECREATION SUPERVISOR	80,633	85,771	85,771	85,771	1	1	1
RECREATION SPRVSR II	92,474	98,366	98,366	98,366	1	1	1
SR YOUTH AID/COALITION COORD	80,633	89,771	89,871	89,871	1	1	1
SR. RECREATION LEADER	55,564	64,842	64,842	64,842	1	1	1
INTERMEDIATE ACCT. CLERK	63,127	66,401	68,039	68,039	1	1	1
SR OFFICE ASST AUTO SYSTEM	60,018	66,538	66,538	66,538	1	1	1
SENIOR ACCT CLERK	0	0	0	0	0	0	0
INTERMEDIATE TYPIST	0	0	0	0	0	0	0
TOTAL	\$643,723	\$712,714	\$718,019	\$718,019	8	8	8



TOWN OF CORTLANDT - ADOPTED BUDGET

FISCAL YEAR 2022

FUND - 10 GENERAL FUND TOWN WIDE  
DEPT - 7270 BAND CONCERTS/PARAMOUNT CENTER

<u>EXPENDITURE</u>	<u>DESCRIPTION</u>	<u>ACTUAL EXPENSES</u>		<u>2021 BUDGET</u>		<u>2022 BUDGET</u>		
		<u>2019</u>	<u>2020</u>	<u>ADOPTED</u>	<u>PROJECTED</u>	<u>REQUEST</u>	<u>PROPOSED</u>	<u>ADOPTED</u>
466	ENTERTAINMENT	26,322	12,155	15,000	24,000	15,000	15,000	15,000
	TOTAL 400'S	\$26,322	\$12,155	\$15,000	\$24,000	\$15,000	\$15,000	\$15,000
	<u>TOTAL: BAND CONCERTS</u>	<u>\$26,322</u>	<u>\$12,155</u>	<u>\$15,000</u>	<u>\$24,000</u>	<u>\$15,000</u>	<u>\$15,000</u>	<u>\$15,000</u>

FUND - 10 GENERAL FUND TOWN WIDE  
DEPT - 7550 CELEBRATIONS/SPECIAL PROJECTS

<u>EXPENDITURE</u>	<u>DESCRIPTION</u>							
469	CELEBRATIONS	105,257	14,853	0	82,740	0	0	0
	TOTAL 400'S	\$105,257	\$14,853	\$0	\$82,740	\$0	\$0	\$0
	<u>TOTAL: CELEBRATIONS</u>	<u>\$105,257</u>	<u>\$14,853</u>	<u>\$0</u>	<u>\$82,740</u>	<u>\$0</u>	<u>\$0</u>	<u>\$0</u>

FUND - 10 GENERAL FUND TOWN WIDE  
DEPT - 8820 CEMETERIES

<u>EXPENDITURE</u>	<u>DESCRIPTION</u>							
470	VAN CORTLANDTVILLE	9,900	9,900	11,700	11,700	11,700	11,700	11,700
443	MAINTENANCE	0	1,000	0	0	0	0	0
471	POTTERS FIELD	1,800	6,800	2,000	2,000	2,000	2,000	2,000
	TOTAL 400'S	\$11,700	\$17,700	\$13,700	\$13,700	\$13,700	\$13,700	\$13,700
	<u>TOTAL: CEMETERIES</u>	<u>\$11,700</u>	<u>\$17,700</u>	<u>\$13,700</u>	<u>\$13,700</u>	<u>\$13,700</u>	<u>\$13,700</u>	<u>\$13,700</u>



**THIS PAGE INTENTIONALLY LEFT BLANK**

TOWN OF CORTLANDT - ADOPTED BUDGET

FISCAL YEAR 2022

FUND - 10 GENERAL FUND TOWN WIDE  
DEPT - 7510 HISTORIAN

EXPENDITURE	DESCRIPTION	ACTUAL EXPENSES		2021 BUDGET		2022 BUDGET		
		<u>2019</u>	<u>2020</u>	<u>ADOPTED</u>	<u>PROJECTED</u>	<u>REQUEST</u>	<u>PROPOSED</u>	<u>ADOPTED</u>
475	HISTORIAN	\$0	\$0	\$0	\$0	\$0	\$0	\$0
	TOTAL 400'S	\$0	\$0	\$0	\$0	\$0	\$0	\$0
	<u>TOTAL: HISTORIAN</u>	<u>\$0</u>	<u>\$0</u>	<u>\$0</u>	<u>\$0</u>	<u>\$0</u>	<u>\$0</u>	<u>\$0</u>

FUND - 10 GENERAL FUND TOWN WIDE  
DEPT - 7520 TOLL HOUSE

EXPENDITURE	DESCRIPTION	ACTUAL EXPENSES		2021 BUDGET		2022 BUDGET		
		<u>2019</u>	<u>2020</u>	<u>ADOPTED</u>	<u>PROJECTED</u>	<u>REQUEST</u>	<u>PROPOSED</u>	<u>ADOPTED</u>
114	TOLL HOUSE	\$9,547	\$0	\$6,000	\$0	\$6,000	\$6,000	\$6,000
	TOTAL 400'S	\$9,547	\$0	\$6,000	\$0	\$6,000	\$6,000	\$6,000
	<u>TOTAL: TOLL HOUSE</u>	<u>\$9,547</u>	<u>\$0</u>	<u>\$6,000</u>	<u>\$0</u>	<u>\$6,000</u>	<u>\$6,000</u>	<u>\$6,000</u>

TOWN OF CORTLANDT - PROPOSED BUDGET

FISCAL YEAR 2022

FUND - 10 GENERAL FUND TOWN WIDE  
DEPT - 7310 YOUTH ACTIVITIES

<u>EXPENDITURE DESCRIPTION</u>	<u>ACTUAL EXPENSES</u>		<u>2021 BUDGET</u>		<u>2022 BUDGET</u>		
	<u>2019</u>	<u>2020</u>	<u>ADOPTED</u>	<u>PROJECTED</u>	<u>REQUEST</u>	<u>PROPOSED</u>	<u>ADOPTED</u>
114 TEPORARY SERVICES	\$68,535	\$14,530	\$66,000	\$19,377	\$71,719	\$71,719	\$71,719
199 OVERTIME	0	0	0	0	0	0	0
TOTAL 100'S	\$68,535	\$14,530	\$66,000	\$19,377	\$71,719	\$71,719	\$71,719
210 EQUIPMENT	\$22,440	\$0	\$0	\$0	\$0	\$0	\$0
TOTAL 200'S	\$22,440	\$0	\$0	\$0	\$0	\$0	\$0
409 PROGRAM SUPPLIES	\$15,477	\$4,743	\$21,000	\$21,564	\$21,000	\$21,000	\$21,000
413 SUPPLIES & MISC.	583	347	3,000	0	3,000	3,000	3,000
415 ATHLETIC SUPPLIES	16,798	4,972	23,300	13,611	23,300	23,300	23,300
442 SCHOOL RENTAL	39,217	15,330	40,000	15,750	40,000	40,000	40,000
457 INSTRUCTORS	124,555	46,559	123,000	101,333	123,000	123,000	123,000
464 AUTO / TRAVEL	0	0	0	0	0	0	0
TOTAL 400'S	\$196,630	\$71,951	\$210,300	\$152,258	\$210,300	\$210,300	\$210,300
<u>TOTAL YOUTH ACTIVITIES</u>	<u>\$287,605</u>	<u>\$86,481</u>	<u>\$276,300</u>	<u>\$171,635</u>	<u>\$282,019</u>	<u>\$282,019</u>	<u>\$282,019</u>

DEPT - 7311 YOUTH EMPLOYMENT SERVICE  
EXPENDITURE DESCRIPTION

110 SALARIES	\$4,373	\$5,054	\$6,200	\$7,134	\$6,200	\$6,200	\$6,200
TOTAL 100'S	\$4,373	\$5,054	\$6,200	\$7,134	\$6,200	\$6,200	\$6,200
413 SUPPLIES & MISC.	770	553.16	700	418	700	700	700
421 TELEPHONE	0	0	0	0	0	0	0
441 PRINTING	0	0	0	0	0	0	0
TOTAL 400'S	\$770	\$553	\$700	\$418	\$700	\$700	\$700
<u>TOTAL YOUTH EMPLOYMENT</u>	<u>\$5,143</u>	<u>\$5,607</u>	<u>\$6,900</u>	<u>\$7,551</u>	<u>\$6,900</u>	<u>\$6,900</u>	<u>\$6,900</u>

TOWN OF CORTLANDT - PROPOSED BUDGET

FISCAL YEAR 2022

FUND - 10 TOWN WIDE  
DEPT - 7312 PARKS - TEEN CENTER (DSAS)

<u>EXPENDITURE DESCRIPTION</u>	<u>ACTUAL EXPENSES</u>		<u>2021 BUDGET</u>		<u>2022 BUDGET</u>		
	<u>2019</u>	<u>2020</u>	<u>ADOPTED</u>	<u>PROJECTED</u>	<u>REQUEST</u>	<u>PROPOSED</u>	<u>ADOPTED</u>
110 SALARIES	\$143,675	\$154,527	\$161,702	\$161,702	\$165,194	\$165,194	\$165,194
114 TEMPORARY SERVICES	68,372	41,276	63,000	32,439	60,000	60,000	60,000
120 LONGEVITY	0	2,250	2,250	2,250	2,250	2,250	2,250
199 OVERTIME	0	0	0	0	0	0	0
<b>TOTAL 100'S</b>	<b>\$212,047</b>	<b>\$198,053</b>	<b>\$226,952</b>	<b>\$196,391</b>	<b>\$227,444</b>	<b>\$227,444</b>	<b>\$227,444</b>
210 EQUIPMENT	\$434	\$2,950	\$0	\$12,240	\$0	\$0	\$0
220 VEHICLES	0	0	0	0	0	0	0
<b>TOTAL 200'S</b>	<b>\$434</b>	<b>\$2,950</b>	<b>\$0</b>	<b>\$12,240</b>	<b>\$0</b>	<b>\$0</b>	<b>\$0</b>
409 PROGRAM SUPPLIES	\$3,469	\$3,029	\$5,000	\$3,586	\$5,000	\$5,000	\$5,000
410 FOOD	2,281	-19	1,500	580	1,500	1,500	1,500
411 HEATING FUEL	0	0	0	0	0	0	0
413 SUPPLIES	7,929	6,460	5,000	5,009	5,000	5,000	5,000
415 REC. SUPPLIES	615	482	500	409	500	500	500
421 TELEPHONE	1,972	2,252	2,000	1,712	2,000	2,000	2,000
422 LIGHT & POWER	13,236	9,911	11,000	11,511	11,000	11,000	11,000
423 WATER	90	54	200	16	200	200	200
440 OUTSIDE CONTRACTS	1,225	0	3,500	0	3,000	3,000	3,000
443 BUILDING MAINTENANCE	21,410	11,979	15,000	5,152	15,000	15,000	15,000
457 INSTRUCTORS	825	375	500	500	500	500	500
463 EDUCATION & CONVENTIONS	720	231	800	156	800	800	800
466 ENTERTAINMENT	5,250	1,200	4,000	4,000	4,000	4,000	4,000
464 AUTO /TRAVEL	4,284	740	3,500	3,500	3,500	3,500	3,500
494 DRUG FREE COMM. GRANT	0	15,004	30,000	30,000	30,000	30,000	30,000
<b>TOTAL 400'S</b>	<b>\$63,307</b>	<b>\$51,698</b>	<b>\$82,500</b>	<b>\$66,131</b>	<b>\$82,000</b>	<b>\$82,000</b>	<b>\$82,000</b>
<b><u>TOTAL: PARKS - TEEN CENTER</u></b>	<b><u>\$275,788</u></b>	<b><u>\$252,701</u></b>	<b><u>\$309,452</u></b>	<b><u>\$274,762</u></b>	<b><u>\$309,444</u></b>	<b><u>\$309,444</u></b>	<b><u>\$309,444</u></b>

TOWN OF CORTLANDT - ADOPTED BUDGET  
FISCAL YEAR 2022

POSITION LISTING - SALARY SCHEDULE

FUND / DEPARTMENT	2020	2021	2021	2022	NUMBER OF EMPLOYEES		
	BUDGET	BUDGET	PROJECTED	ADOPTED	2020	2021	2022
10.7312 TEEN CENTER (DSAS)							
DIRECTOR	\$86,347	\$91,849	\$91,849	\$91,849	1	1	1
ASST. DIRECTOR	63,180	69,853	69,853	73,345	1	1	1
TOTAL	\$149,527	\$161,702	\$161,702	\$165,194	2.0	2.0	2.0

TOWN OF CORTLANDT - ADOPTED BUDGET

FISCAL YEAR 2022

FUND - 10 GENERAL FUND TOWN WIDE  
DEPT - 7315 N.O.R.W.E.S.T.

<u>EXPENDITURE DESCRIPTION</u>	<u>ACTUAL EXPENSES</u>		<u>2021 BUDGET</u>		<u>2022 BUDGET</u>		
	<u>2019</u>	<u>2020</u>	<u>ADOPTED</u>	<u>PROJECTED</u>	<u>REQUEST</u>	<u>PROPOSED</u>	<u>ADOPTED</u>
220 VEHICLES	\$0	\$0	0	0	0	0	0
TOTAL 200'S	\$0	\$0	\$0	\$0	\$0	\$0	\$0
440 SERVICE CONTRACT	\$50,169	\$60,169	\$60,169	\$60,169	\$60,169	\$60,169	\$60,169
TOTAL 400'S	\$50,169	\$60,169	\$60,169	\$60,169	\$60,169	\$60,169	\$60,169
<u>TOTAL: N.O.R.W.E.S.T.</u>	<u>\$50,169</u>	<u>\$60,169</u>	<u>\$60,169</u>	<u>\$60,169</u>	<u>\$60,169</u>	<u>\$60,169</u>	<u>\$60,169</u>



**THIS PAGE INTENTIONALLY LEFT BLANK**



TOWN OF CORTLANDT - ADOPTED BUDGET

FISCAL YEAR 2022

FUND - 10 GENERAL FUND TOWN WIDE  
 DEPT - 9000 EMPLOYEE BENEFITS

EXPENDITURE	DESCRIPTION	ACTUAL EXPENSES		2021 BUDGET		2022 BUDGET		
		2019	2020	ADOPTED	PROJECTED	REQUEST	PROPOSED	ADOPTED
9010.805	STATE RETIREMENT	\$704,444	\$745,297	\$775,000	\$775,000	\$775,000	\$775,000	\$775,000
9030.810	SOCIAL SECURITY	399,129	416,671	445,000	466,111	484,500	445,000	445,000
9040.815	WORKMAN'S COMPENSATION	110,000	110,000	110,000	110,000	110,000	110,000	110,000
9045.820	LIFE INSURANCE	31,060	34,005	35,000	37,866	38,620	38,000	38,000
9050.825	UNEMPLOYMENT INSURANCE	0	19,329	0	0	1,000	0	0
9060.830	HEALTH INSURANCE	1,911,586	1,894,225	2,150,000	1,876,322	2,150,000	2,150,000	2,150,000
9070.835	DENTAL INSURANCE	135,702	141,175	168,000	157,700	165,000	165,000	165,000
<u>TOTAL: EMPLOYEE BENEFITS</u>		<u>\$3,291,921</u>	<u>\$3,360,701</u>	<u>\$3,683,000</u>	<u>\$3,422,999</u>	<u>\$3,724,120</u>	<u>\$3,683,000</u>	<u>\$3,683,000</u>

TOWN OF CORTLANDT - ADOPTED BUDGET

FISCAL YEAR 2022

FUND - 10 GENERAL FUND TOWN WIDE  
DEPT - 9700 DEBT SERVICE

<u>EXPENDITURE DESCRIPTION</u>	<u>ACTUAL EXPENSES</u>		<u>2021 BUDGET</u>		<u>REQUEST</u>	<u>2022 BUDGET</u>		
	<u>2019</u>	<u>2020</u>	<u>ADOPTED</u>	<u>PROJECTED</u>		<u>PROPOSED</u>	<u>ADOPTED</u>	
9710 SERIAL BONDS								
9710.610 PRINCIPAL	\$258,121	\$263,121	\$241,116	\$241,116	\$248,950	\$248,950	\$248,950	
9710.710 INTEREST	95,878	71,352	89,942	89,942	79,330	79,330	79,330	
9720 STATUTORY BONDS								
9720.610 PRINCIPAL	\$51,000	\$0	\$0	\$0	\$0	\$0	\$0	
9720.710 INTEREST	2,856	0	0	0	0	0	0	
9730 BOND ANTICIPATION NOTES								
9730.61 PRINCIPAL	\$0	\$0	\$0	\$0	\$50,000	\$50,000	\$50,000	
9730.71 INTEREST	0	0	60,000	0	60,000	60,000	60,000	
9785 INSTALLMENT PURCHASES								
9785.610 PRINCIPAL	83,344	8,485	8,746	8,746	8,954	8,954	8,954	
9785.710 INTEREST	777	696	376	376	168	168	168	
<u>TOTAL: DEBT SERVICE</u>	<u>\$491,976</u>	<u>\$343,655</u>	<u>\$400,180</u>	<u>\$340,180</u>	<u>\$447,402</u>	<u>\$447,402</u>	<u>\$447,402</u>	
<u>TOTAL: APPROPRIATIONS</u>	<u>\$12,393,422</u>	<u>\$11,834,468</u>	<u>\$12,799,147</u>	<u>\$12,638,848</u>	<u>\$13,317,926</u>	<u>\$13,273,806</u>	<u>\$13,273,806</u>	

TOWN OF CORTLANDT - ADOPTED BUDGET

FISCAL YEAR 2022

FUND - 10 GENERAL FUND TOWN WIDE  
DEPT - 980 REVENUES

<u>REVENUE DESCRIPTION</u>	<u>ACTUAL REVENUES</u>		<u>2021 BUDGET</u>		<u>2022 BUDGET</u>	
	<u>2019</u>	<u>2020</u>	<u>ADOPTED</u>	<u>PROJECTED</u>	<u>PROPOSED</u>	<u>ADOPTED</u>
<u>PROPERTY TAXES</u>						
1001 REAL PROPERTY TAXES	3,365,673	3,105,680	2,885,867	3,285,077	2,895,527	2,895,527
1051 GAIN PROP. ACQUIRED FOR TAXES	0	0	0	0	0	0
1081 PAYMENTS IN LIEU OF TAXES	833,047	849,708	758,638	849,708	557,342	557,342
1090 INTEREST & PENALTIES ON TAXES	622,062	606,181	640,000	609,700	603,548	603,548
SUB-TOTAL	\$4,820,782	\$4,561,568	\$4,284,505	\$4,744,485	4,056,417	\$4,056,417
<u>STATE AID</u>						
3001 STATE AID PER CAPITA	189,449	189,450	189,450	189,449	189,450	189,450
3002 NYSESD EGFCMP - NRG	0	0	0	0	237,748	237,748
3003 COUNTY SALES TAX	4,390,539	4,986,505	4,000,000	4,630,000	4,300,000	4,300,000
3005 MORTGAGE TAX	1,298,102	1,484,168	1,190,000	2,100,000	1,400,000	1,400,000
3009 STAR PROGRAM	0	0	0	0	0	0
3089 MISC. STATE AID Y.E.S.	4,357	4,357	3,641	3,641	3,641	3,641
3097 STATE AID MEMBER ITEMS	63,551	0	0	0	20,000	20,000
4210 DRUG FREE COMMUNITIES GRANT	0	0	0	0	0	0
3820 YOUTH PROGRAMS	4,736	4,736	4,550	4,500	4,550	4,550
3090 D S A S	86,726	94,421	82,000	82,000	82,000	82,000
2349 OUTREACH TITLE III B	48,877	52,472	35,000	35,000	35,000	35,000
2350 NUTRITION & COMM FUND	6,592	11,915	15,000	15,000	15,000	15,000
2351 COMMUNITY SERVICES	0	0	0	0	0	0
SUB-TOTAL	\$6,092,929	\$6,828,024	\$5,519,641	\$7,059,590	6,287,389	\$6,287,389
<u>DEPARTMENTAL REVENUE</u>						
1170 FRANCHISE FEES	650,701	622,203	615,000	582,000	580,000	580,000
1230 ENGINEERING FEES	0	0	0	0	0	0
1255 TOWN CLERK FEES	72,599	78,637	75,000	89,620	75,000	75,000
2001 PRC CHARGES MISC.	0	0	0	0	0	0
2002 PRC CHARGES YOUTH	274,775	46,724	275,000	275,000	275,000	275,000
SUB-TOTAL	\$998,075	\$747,564	\$965,000	\$946,620	930,000	\$930,000

TOWN OF CORTLANDT - ADOPTED BUDGET

FISCAL YEAR 2022

DEPT - 980 REVENUES

REVENUE DESCRIPTION	ACTUAL REVENUES		2021 BUDGET		2022 BUDGET	
	2019	2020	ADOPTED	PROJECTED	PROPOSED	ADOPTED
<u>OTHER REVENUES &amp; CREDITS</u>						
2229 OTHER GEN. SVCS. OTHER GOV'T	\$93,187	95,546	\$100,000	\$100,000	100,000	100,000
2401 INTEREST & EARNINGS	220,902	12,723	100,000	\$100,000	100,000	100,000
2610 FINES & FORFEITED BAIL	361,151	126,626	325,000	92,000	300,000	300,000
2550 CONSTRUCTION INSPECTION FEES	165,441	73,790	60,000	60,000	60,000	60,000
2620 FORFEITED DEPOSIT	900	1,815	0	0	0	0
2705 GIFTS - NUTRITION	6,718	2,247	6,500	6,500	6,500	6,500
2706 GIFTS - HOME MEALS	20,901	18,223	20,000	20,000	20,000	20,000
2707 GIFTS - BUS SERVICE	25,313	19,792	20,000	20,000	20,000	20,000
2755 ENDOWMENT & TRUST FUND INCOME	34,606	11,236	2,500	2,500	2,500	2,500
8020 TAX STABILIZATION FUND	0	0	0	0	0	0
9000 UNEXPENDED BALANCE	0	0	750,000	750,000	750,000	750,000
SUB-TOTAL	\$929,120	\$361,997	\$1,384,000	\$1,151,000	1,359,000	\$1,359,000

UNBUDGETED REVENUES

2650 SALE OF SCRAP & EXCESS	0	0	0	0	0	0
2660 SALE OF REAL PROPERTY	0	3,500	0	0	0	0
2665 SALE OF EQUIPMENT	0	0	0	0	0	0
2680 INSURANCE RECOVERIES	0	0	0	0	0	0
2701 REFUND PRIOR YEAR EXPENDITURE	26,430	-1,996	50,000	50,000	50,000	50,000
2770.01 SPECIAL EVENTS DONATIONS	18,596	7,282	50,000	50,000	45,000	45,000
2770.02 MISCELLANEOUS	0	0	45,000	45,000	45,000	45,000
SUB-TOTAL	\$45,026	\$8,786	\$145,000	\$145,000	140,000	\$140,000

INTERFUND REVENUES

2801.01 CONSOLIDATED WATER	235,000	0	0	0	0	0
2801.02 ENGINEERING CAPITAL FUND	50,000	50,000	65,000	65,000	65,000	65,000
2800.08 DEBT SERVICE	0	0	400,000	400,000	400,000	400,000
2800.09 AMBULANCE DIST	10,000	10,000	10,000	10,000	10,000	10,000
2801.06 RENTALS ETC. NORWEST	26,200	26,200	26,000	26,000	26,000	26,000
SUB-TOTAL	\$321,200	\$86,200	\$501,000	\$501,000	501,000	\$501,000

<u>TOTAL REVENUES TOWNWIDE</u>	<u>\$13,207,133</u>	<u>\$12,594,140</u>	<u>\$12,799,146</u>	<u>\$14,547,695</u>	<u>13,273,806</u>	<u>\$13,273,806</u>
<u>ASSESSED VALUATION</u>	<u>109,339,976</u>	<u>109,473,244</u>	<u>109,447,662</u>	<u>109,447,662</u>	<u>109,785,645</u>	<u>109,785,645</u>
<u>TAX RATE PER \$1,000 A.V.</u>	<u>\$26.68</u>	<u>\$26.37</u>	<u>\$26.37</u>	<u>\$26.37</u>	<u>\$26.37</u>	<u>\$26.37</u>



**THIS PAGE INTENTIONALLY LEFT BLANK**

TOWN OF CORTLANDT - ADOPTED BUDGET

FISCAL YEAR 2022

FUND - 15 TOWN OUTSIDE VILLAGE OF CROTON  
DEPT - 7410 LIBRARY

<u>EXPENDITUR DESCRIPTION</u>	<u>ACTUAL 2019</u>	<u>EXPENSES 2020</u>	<u>2021 BUDGET</u>		<u>REQUEST</u>	<u>2022 BUDGET PROPOSED</u>	<u>ADOPTED</u>
			<u>ADOPTED</u>	<u>PROJECTED</u>			
453 PROFESSIONAL SEI	\$605,000	\$635,250	\$635,250	\$667,013	\$667,013	\$667,013	\$667,013
TOTAL 400'S	\$605,000	\$635,250	\$635,250	\$667,013	\$667,013	\$667,013	\$667,013
<b>TOTAL: APPROPRIATIONS</b>	<b>\$605,000</b>	<b>\$635,250</b>	<b>\$635,250</b>	<b>\$667,013</b>	<b>\$667,013</b>	<b>\$667,013</b>	<b>\$667,013</b>

FUND - 15 TOWN OUTSIDE VILLAGE OF CROTON  
DEPT - 980 REVENUES

<u>EXPENDITUR DESCRIPTION</u>	<u>ACTUAL 2019</u>	<u>REVENUES 2020</u>	<u>2021 BUDGET</u>		<u>REQUEST</u>	<u>2022 BUDGET PROPOSED</u>	<u>ADOPTED</u>
			<u>ADOPTED</u>	<u>PROJECTED</u>			
<u>PROPERTY TAXES</u>							
1001 REAL PROPERTY TAXES	\$606,959	\$635,640	\$667,013	\$667,013	\$667,013	\$667,013	\$667,013
SUB-TOTAL	\$606,959	\$635,640	\$667,013	\$667,013	\$667,013	\$667,013	\$667,013
<u>OTHER REVENUES &amp; CREDITS</u>							
2401 INTEREST EARNINGS	\$62	\$5	\$0	\$5	\$0	\$0	\$0
9000 UNEXPENDED BALANCE	0	0	0	0	0	0	0
SUB-TOTAL	\$62	4.50	0.00	0.00	\$0	\$0	\$0
<b>TOTAL REVENUES TOV - CROTON</b>	<b>\$607,021</b>	<b>\$635,645</b>	<b>\$667,013</b>	<b>\$667,013</b>	<b>\$667,013</b>	<b>\$667,013</b>	<b>\$667,013</b>
ASSESSED VALUATION	\$87,085,014	\$88,618,518	\$88,741,952	\$88,741,952	\$88,851,412	\$88,851,412	\$88,851,412
TAX RATE PER \$1,000 A.V.	\$6.84	\$7.16	\$7.52	\$7.52	\$7.51	\$7.51	\$7.51



**THIS PAGE INTENTIONALLY LEFT BLANK**

TOWN OF CORTLANDT - ADOPTED BUDGET

FISCAL YEAR 2022

<u>GENERAL FUND TOWN OUTSIDE VILLAGE</u>	<u>ACTUAL EXPENSES</u>		<u>2021 BUDGET</u>		<u>REQUEST</u>	<u>2022 BUDGET</u>	
	<u>2019</u>	<u>2020</u>	<u>ADOPTED</u>	<u>PROJECTED</u>		<u>PROPOSED</u>	<u>ADOPTED</u>
AUDIT - 1320	\$27,540	\$26,520	\$27,540	\$27,540	\$27,540	\$27,540	\$27,540
SPECIAL ITEMS - 1900	55,416	110,186	200,000	115,578	325,000	325,000	325,000
POLICE - 3120	1,211,871	1,236,556	1,226,809	1,267,077	1,251,541	1,251,541	1,251,541
DOGS - 3510	92,493	96,426	92,000	104,633	100,000	100,000	100,000
CODE ENFORCEMENT - 3620	518,985	557,663	568,125	566,437	596,445	596,445	596,445
VITAL STATISTICS - 4020	17,853	20,183	19,917	20,415	20,415	20,415	20,415
PARKS - 7110	1,070,603	1,014,707	1,063,839	1,087,472	1,119,013	1,119,013	1,119,013
PLAYGROUNDS - 7140	454,725	156	462,200	292,460	462,200	462,200	462,200
COOK POOL - 7180	611,072	57,663	503,255	674,127	513,255	513,255	513,255
SPROUT BROOK - 7181	23,258	22,269	25,000	20,553	24,500	24,500	24,500
ADULT RECREATION - 7620	38,049	26,587	62,940	64,118	62,940	62,940	62,940
ZONING - 8010	30,719	35,859	36,058	36,325	36,845	36,845	36,845
PLANNING - 8020	542,749	679,749	545,152	572,147	581,268	581,268	581,268
SANITATION - 8160	3,275,605	3,160,466	3,699,607	3,496,838	3,717,288	3,717,288	3,717,288
RECYCLING - 8165	4,937	571	1,000	1,040	1,000	1,000	1,000
EMPLOYEE BENEFITS - 9000	2,794,006	2,869,203	3,114,000	2,932,932	3,135,000	3,135,000	3,135,000
DEBT SERVICE - 9700	116,653	145,520	145,794	145,794	178,239	178,239	178,239
<b>TOTAL TOWN OUTSIDE VILLAGE FUND (20)</b>	<b>\$10,886,536</b>	<b>\$10,060,286</b>	<b>\$11,793,236</b>	<b>\$11,425,485</b>	<b>\$12,152,489</b>	<b>\$12,152,489</b>	<b>\$12,152,489</b>



TOWN OF CORTLANDT - ADOPTED BUDGET

FISCAL YEAR 2022

FUND - 20 TOWN OUTSIDE VILLAGE FUND  
 DEPT - 1320 INDEPENDENT AUDIT

<u>EXPENDITURE</u>	<u>DESCRIPTION</u>	<u>ACTUAL EXPENSES</u>		<u>2021 BUDGET</u>		<u>2022 BUDGET</u>		
		<u>2019</u>	<u>2020</u>	<u>ADOPTED</u>	<u>PROJECTED</u>	<u>REQUEST</u>	<u>PROPOSED</u>	<u>ADOPTED</u>
453	PROFESSIONAL SERVICES	\$27,540	\$26,520	\$27,540	\$27,540	\$27,540	\$27,540	\$27,540
	TOTAL 400'S	\$27,540	\$26,520	\$27,540	\$27,540	\$27,540	\$27,540	\$27,540
	<u>TOTAL: INDEPENDENT AUDIT</u>	<u>\$27,540</u>	<u>\$26,520</u>	<u>\$27,540</u>	<u>\$27,540</u>	<u>\$27,540</u>	<u>\$27,540</u>	<u>\$27,540</u>

TOWN OF CORTLANDT - ADOPTED BUDGET

FISCAL YEAR 2022

FUND - 20 TOWN OUTSIDE VILLAGE FUND  
 DEPT - 1900 SPECIAL ITEMS

<u>EXPENDITURE DESCRIPTION</u>	<u>ACTUAL EXPENSES</u>		<u>2021 BUDGET</u>		<u>2022 BUDGET</u>		
	<u>2019</u>	<u>2020</u>	<u>ADOPTED</u>	<u>PROJECTED</u>	<u>REQUEST</u>	<u>PROPOSED</u>	<u>ADOPTED</u>
1900.434 INSURANCE	\$29,732	\$89,308	\$75,000	\$102,278	\$100,000	\$100,000	\$100,000
1900.476 JUDGMENTS & CLAIMS	11,831	7,092	10,000	0	10,000	10,000	10,000
1900.485 BOND ISSUANCE EXPENSE	0	0	0	0	0	0	0
1990.460 CONTINGENCY	0	0	100,000	0	200,000	200,000	200,000
1980.480 CONTRIBUTION TO NYS MTA TAX	13,853	13,786	15,000	13,300	15,000	15,000	15,000
<u>TOTAL: SPECIAL ITEMS</u>	<u>\$55,416</u>	<u>\$110,186</u>	<u>\$200,000</u>	<u>\$115,578</u>	<u>\$325,000</u>	<u>\$325,000</u>	<u>\$325,000</u>

TOWN OF CORTLANDT - ADOPTED BUDGET

FISCAL YEAR 2022

FUND - 20 TOWN OUTSIDE VILLAGE FUND  
DEPT - 3120 POLICE

EXPENDITURE	DESCRIPTION	ACTUAL EXPENSES		2021 BUDGET		2022 BUDGET		
		2019	2020	ADOPTED	PROJECTED	REQUEST	PROPOSED	ADOPTED
110	SALARIES	\$0	\$0	\$0	\$0	\$0	\$0	\$0
114	TEMPORARY SERVICES	0	0	0	0	0	0	0
119	LIQUIDATION PAY	0	0	0	0	0	0	0
120	LONGEVITY	0	0	0	0	0	0	0
181	UNIFORM ALLOWANCE	0	0	0	0	0	0	0
182	HOLIDAY PAY	0	0	0	0	0	0	0
183	NIGHT DIFFERENTIAL	0	0	0	0	0	0	0
199	OVERTIME	0	0	0	0	0	0	0
	TOTAL 100'S	\$0	\$0	\$0	\$0	\$0	\$0	\$0
210	EQUIPMENT	\$0	\$0	\$0	\$0	\$0	\$0	\$0
	TOTAL 200'S	\$0	\$0	\$0	\$0	\$0	\$0	\$0
413	SUPPLIES & MISC.	\$0	\$0	\$500	\$3,768	\$500	\$500	\$500
416	UNIFORMS	0	0	0	0	0	0	0
421	TELEPHONE	0	0	0	0	0	0	0
431	DARE/SRO PROGRAM	156,595	144,039	159,696	159,696	160,500	160,500	160,500
440	OUTSIDE CONTRACTS	1,055,277	1,092,518	1,066,613	1,103,613	1,090,541	1,090,541	1,090,541
442	EQUIPMENT RENTAL	0	0	0	0	0	0	0
443	BUILDING MAINTENANCE	0	0	0	0	0	0	0
444	EQUIPMENT MAINTENANCE	0	0	0	0	0	0	0
453	PROF. OUTPLACEMENT SERVICES	0	0	0	0	0	0	0
463	EDUCATION & CONVENTIONS	0	0	0	0	0	0	0
464	AUTOMOBILE	0	0	0	0	0	0	0
	TOTAL 400'S	\$1,211,871	\$1,236,556	\$1,226,809	\$1,267,077	\$1,251,541	\$1,251,541	\$1,251,541
	<u>TOTAL POLICE</u>	<u>\$1,211,871</u>	<u>\$1,236,556</u>	<u>\$1,226,809</u>	<u>\$1,267,077</u>	<u>\$1,251,541</u>	<u>\$1,251,541</u>	<u>\$1,251,541</u>

TOWN OF CORTLANDT - ADOPTED BUDGET  
 FISCAL YEAR 2022

POSITION LISTING - SALARY SCHEDULE

FUND / DEPARTMENT	2019	2020	2021	2022	NUMBER OF EMPLOYEES		
	BUDGET	BUDGET	PROJECTED	ADOPTED	2020	2021	2022
20.3120 POLICE							
SALARIES	0	0	0	0	0	0	0
TOTAL	\$0	\$0	\$0	\$0	0	0	0

TOWN OF CORTLANDT - ADOPTED BUDGET

FISCAL YEAR 2022

FUND - 20 TOWN OUTSIDE VILLAGE FUND  
DEPT - 3510 DOG CONTROL

<u>EXPENDITURE</u>	<u>DESCRIPTION</u>	<u>ACTUAL EXPENSES</u>		<u>2021 BUDGET</u>		<u>2022 BUDGET</u>		
		<u>2019</u>	<u>2020</u>	<u>ADOPTED</u>	<u>PROJECTED</u>	<u>REQUEST</u>	<u>PROPOSED</u>	<u>ADOPTED</u>
110	SALARIES	\$0	\$0	\$0	\$0	\$0	\$0	\$0
114	TEMP SERVICES	67,257	68,491	65,000	74,938	70,000	70,000	70,000
120	LONGEVITY	0	0	0	0	0	0	0
181	UNIFORM ALLOWANCE	0	0	0	0	0	0	0
183	NIGHT DIFFERENTIAL	0	0	0	0	0	0	0
199	OVERTIME	0	0	0	0	0	0	0
	<b>TOTAL 100'S</b>	<b>\$67,257</b>	<b>\$68,491</b>	<b>\$65,000</b>	<b>\$74,938</b>	<b>\$70,000</b>	<b>\$70,000</b>	<b>\$70,000</b>
210	EQUIPMENT	\$0	\$0	\$0	\$0	\$0	\$0	\$0
220	VEHICLES	0	0	0	0	0	0	0
	<b>TOTAL 200'S</b>	<b>\$0</b>	<b>\$0</b>	<b>\$0</b>	<b>\$0</b>	<b>\$0</b>	<b>\$0</b>	<b>\$0</b>
413	SUPPLIES & MISC.	\$0	\$0	\$0	\$0	\$0	\$0	\$0
412	FUEL	0	0	0	0	0	0	0
443	OFFICE - BUILDING MAINT	0	0	0	0	0	0	0
453	PROFESSIONAL SERVICES	25,236	27,936	27,000	29,695	30,000	30,000	30,000
463	EDUCATION & CONVENTIONS	0	0	0	0	0	0	0
464	AUTOMOBILE	0	0	0	0	0	0	0
	<b>TOTAL 400'S</b>	<b>\$25,236</b>	<b>\$27,936</b>	<b>\$27,000</b>	<b>\$29,695</b>	<b>\$30,000</b>	<b>\$30,000</b>	<b>\$30,000</b>
	<b><u>TOTAL: DOG CONTROL</u></b>	<b><u>\$92,493</u></b>	<b><u>\$96,426</u></b>	<b><u>\$92,000</u></b>	<b><u>\$104,633</u></b>	<b><u>\$100,000</u></b>	<b><u>\$100,000</u></b>	<b><u>\$100,000</u></b>

TOWN OF CORTLANDT - ADOPTED BUDGET  
 FISCAL YEAR 2022

POSITION LISTING - SALARY SCHEDULE

FUND / DEPARTMENT	2019	2020	2021	2022	NUMBER OF EMPLOYEES		
	BUDGET	BUDGET	PROJECTED	ADOPTED	2020	2021	2022
20.3510 DOG CONTROL							
ANIMAL WARDEN / PARKING ENFORCEMENT	\$0	\$0	\$0	\$0	0	0	0
TOTAL	\$0	\$0	\$0	\$0	0	0	0

TOWN OF CORTLANDT - ADOPTED BUDGET

FISCAL YEAR 2022

FUND - 20 TOWN OUTSIDE VILLAGE FUND  
DEPT - 3620 CODE ENFORCEMENT

<u>EXPENDITURE DESCRIPTION</u>	<u>ACTUAL EXPENSES</u>		<u>2021 BUDGET</u>		<u>2022 BUDGET</u>		
	<u>2019</u>	<u>2020</u>	<u>ADOPTED</u>	<u>PROJECTED</u>	<u>REQUEST</u>	<u>PROPOSED</u>	<u>ADOPTED</u>
110 SALARIES	\$455,196	\$498,217	\$509,665	\$512,235	\$512,235	\$512,235	\$512,235
114 TEMPORARY SERVICES	4,438	6,346	0	4,564	0	0	0
119 LIQUIDATION	0	0	0	0	0	0	0
120 LONGEVITY	9,160	12,760	12,760	9,510	9,510	9,510	9,510
199 OVERTIME	7,197	6,393	7,000	7,039	7,000	7,000	7,000
<b>TOTAL 100'S</b>	<b>\$475,990</b>	<b>\$523,716</b>	<b>\$529,425</b>	<b>\$533,348</b>	<b>\$528,745</b>	<b>\$528,745</b>	<b>\$528,745</b>
210 EQUIPMENT	\$0	\$3,875	\$0	\$0	\$0	\$0	\$0
220 VEHICLES	162	0	0	0	0	0	0
<b>TOTAL 200'S</b>	<b>\$162</b>	<b>\$3,875</b>	<b>\$0</b>	<b>\$0</b>	<b>\$0</b>	<b>\$0</b>	<b>\$0</b>
412 FUEL	\$7,510	\$5,167	\$6,500	\$4,388	\$6,500	\$6,500	\$6,500
413 SUPPLIES & MISC.	17,667	10,739	14,000	12,491	14,000	14,000	14,000
414 AUTO PARTS	6,077	1,454	3,000	1,554	3,000	3,000	3,000
421 TELEPHONE	2,910	3,150	3,500	3,082	3,500	3,500	3,500
440 SERVICE CONTRACTS	5,484	5,900	8,500	9,000	37,500	37,500	37,500
441 PRINTING	-26	-168	500	0	500	500	500
444 EQUIPMENT MAINTENANCE	0	0	0	0	0	0	0
462 POSTAGE	0	0	0	0	0	0	0
463 EDUCATION & CONVENTIONS	2,500	3,608	2,500	2,500	2,500	2,500	2,500
464 AUTOMOBILE	711	222	200	74	200	200	200
475 TOWN APPOINTED BOARDS	0	0	0	0	0	0	0
<b>TOTAL 400'S</b>	<b>\$42,833</b>	<b>\$30,072</b>	<b>\$38,700</b>	<b>\$33,089</b>	<b>\$67,700</b>	<b>\$67,700</b>	<b>\$67,700</b>
<b><u>TOTAL: CODE ENFORCEMENT</u></b>	<b><u>\$518,985</u></b>	<b><u>\$557,663</u></b>	<b><u>\$568,125</u></b>	<b><u>\$566,437</u></b>	<b><u>\$596,445</u></b>	<b><u>\$596,445</u></b>	<b><u>\$596,445</u></b>

TOWN OF CORTLANDT - ADOPTED BUDGET  
FISCAL YEAR 2022

POSITION LISTING - SALARY SCHEDULE

FUND / DEPARTMENT	2020	2021	2021	2022	NUMBER OF EMPLOYEES		
	BUDGET	BUDGET	PROJECTED	ADOPTED	2020	2021	2022
20.3620 CODE ENFORCEMENT							
DIRECTOR CODE ENFORCE	113,853	134,615	134,615	134,615	1	1	1
ASST TO DIRECTOR	99,808	102,803	105,373	105,373	1	1	1
FIRE INSPECTOR	86,347	98,366	98,366	98,366	1	1	1
ENFORCEMENT OFFICER	0	0	0	0	0	0	0
ASST BUILDING INSPECTOR	101,922	107,343	107,343	107,343	1	1	1
INT. TYPIST	63,178	66,538	66,538	66,538	1	1	1
TOTAL	\$465,108	\$509,665	\$512,235	\$512,235	5	5	5



TOWN OF CORTLANDT - ADOPTED BUDGET

FISCAL YEAR 2022

FUND - 20 TOWN OUTSIDE VILLAGE FUND  
DEPT - 4020 REGISTRAR VITAL STATISTICS

<u>EXPENDITURE</u>	<u>DESCRIPTION</u>	<u>ACTUAL EXPENSES</u>		<u>2021 BUDGET</u>		<u>2022 BUDGET</u>		
		<u>2019</u>	<u>2020</u>	<u>ADOPTED</u>	<u>PROJECTED</u>	<u>REQUEST</u>	<u>PROPOSED</u>	<u>ADOPTED</u>
110	SALARIES	\$17,853	\$20,183	\$19,917	\$20,415	\$20,415	\$20,415	\$20,415
	TOTAL 100'S	\$17,853	\$20,183	\$19,917	\$20,415	\$20,415	\$20,415	\$20,415
413	SUPPLIES & MISC.	\$0	\$0	\$0	\$0	\$0	\$0	\$0
	TOTAL 400'S	\$0	\$0	\$0	\$0	\$0	\$0	\$0
	<u>TOTAL: REG. VITAL STATS.</u>	<u>\$17,853</u>	<u>\$20,183</u>	<u>\$19,917</u>	<u>\$20,415</u>	<u>\$20,415</u>	<u>\$20,415</u>	<u>\$20,415</u>

TOWN OF CORTLANDT - ADOPTED BUDGET  
FISCAL YEAR 2022

POSITION LISTING - SALARY SCHEDULE

FUND / DEPARTMENT	2020	2021	2021	2022	NUMBER OF EMPLOYEES		
	BUDGET	BUDGET	PROJECTED	ADOPTED	2020	2021	2022
20.4020 REGISTRAR VITAL STATISTICS							
REGISTRAR	\$10,000	\$10,300	\$10,558	\$10,558	1	1	1
DEPUTY	3,277	3,090	3,167	3,167	1	1	1
SUB-REGISTRAR	6,060	6,527	6,690	6,690	2	2	2
TOTAL	\$19,337	\$19,917	\$20,415	\$20,415	4	4	4

TOWN OF CORTLANDT - ADOPTED BUDGET

FISCAL YEAR 2022

DEPT - 7110 PARKS - RECREATION

<u>EXPENDITURE DESCRIPTION</u>	<u>ACTUAL EXPENSES</u>		<u>2021 BUDGET</u>		<u>2022 BUDGET</u>		
	<u>2019</u>	<u>2020</u>	<u>ADOPTED</u>	<u>PROJECTED</u>	<u>REQUEST</u>	<u>PROPOSED</u>	<u>ADOPTED</u>
110 SALARIES	\$571,067	\$622,232	\$757,124	\$717,129	\$763,113	\$763,113	\$763,113
114 TEMPORARY SERVICES	37,915	52,713	26,000	45,442	45,000	45,000	45,000
119 LIQUIDATION PAY	0	0	0	0	0	0	0
120 LONGEVITY	10,530	14,145	18,715	18,715	18,715	18,715	18,715
199 OVERTIME	42,478	19,205	16,000	15,858	16,000	16,000	16,000
TOTAL 100'S	\$661,990	\$708,295	\$817,839	\$797,144	\$842,828	\$842,828	\$842,828
210 EQUIPMENT	\$75,501	\$4,131	\$0	\$27,996	\$0	\$0	\$0
220 VEHICLES	0	41,101	0	35,000	0	0	0
TOTAL 200'S	\$75,501	\$45,232	\$0	\$62,996	\$0	\$0	\$0
411 HEATING FUEL	6,329	3,937	14,000	9,069	14,000	14,000	14,000
412 FUEL OIL	10,283	10,073	13,000	8,679	13,000	13,000	13,000
413 SUPPLIES	65,543	46,366	25,000	36,191	32,000	32,000	32,000
414 AUTO PARTS	19,742	19,145	13,000	12,000	20,000	20,000	20,000
416 UNIFORMS	3,940	1,214	4,000	9,238	4,000	4,000	4,000
418 SAND / CLAY	0	0	0	0	0	0	0
420 MAINTENANCE MATERIALS	6,339	9,212	20,000	0	10,000	10,000	10,000
421 TELEPHONE	3,780	3,672	4,000	3,102	4,000	4,000	4,000
422 LIGHT & POWER	16,122	13,666	19,000	21,140	16,000	16,000	16,000
440 OUTSIDE CONTRACTS	151,004	126,868	100,000	90,355	130,000	130,000	130,000
442 RENTAL	23,818	7,059	8,500	10,215	8,500	8,500	8,500
443 BUILDINGS & GROUNDS	23,992	17,870	20,000	23,059	20,000	20,000	20,000
444 EQUIPMENT REPAIRS	487	414	2,000	1,244	2,000	2,000	2,000
453 PROFESSIONAL SVCS	0	0	0	0	0	0	0
463 EDUCATION & CONVENTIONS	140	0	2,000	1,540	1,000	1,000	1,000
464 AUTO TRAVEL	0	0	0	0	0	0	0
475 TOWN APPOINTED BOARDS	1,595	1,685	1,500	1,500	1,685	1,685	1,685
TOTAL 400'S	\$333,112	\$261,180	\$246,000	\$227,332	\$276,185	\$276,185	\$276,185
<u>TOTAL: PARKS - RECREATION</u>	<u>\$1,070,603</u>	<u>\$1,014,707</u>	<u>\$1,063,839</u>	<u>\$1,087,472</u>	<u>\$1,119,013</u>	<u>\$1,119,013</u>	<u>\$1,119,013</u>

TOWN OF CORTLANDT - ADOPTED BUDGET  
FISCAL YEAR 2022

POSITION LISTING - SALARY SCHEDULE

FUND / DEPARTMENT	2020	2021	2021	2022	NUMBER OF EMPLOYEES		
	BUDGET	BUDGET	PROJECTED	ADOPTED	2020	2021	2022
20.7110 RECREATION - PARKS							
GENERAL FOREMAN	88,761	95,539	101,519	101,519	1	1	1
ASST. GEN. FOREMAN	166,491	176,936	175,372	176,936	2	2	2
MECHANICS	237,195	249,834	249,834	249,834	3	3	3
LABORER	145,804	153,538	109,118	153,538	2	2	2
M.E.O.	77,164	81,277	81,286	81,286	1	1	1
TOTAL	\$715,415	\$757,124	\$717,129	\$763,113	9	9	9

TOWN OF CORTLANDT - ADOPTED BUDGET

FISCAL YEAR 2022

FUND - 20 TOWN OUTSIDE VILLAGE FUND  
DEPT - 7140 PLAYGROUNDS & REC CENTERS

EXPENDITURE	DESCRIPTION	ACTUAL EXPENSES		2021 BUDGET		2022 BUDGET		
		2019	2020	ADOPTED	PROJECTED	REQUEST	PROPOSED	ADOPTED
114	TEMPORARY SERVICES	\$221,752	\$156	\$225,000	\$196,400	\$225,000	\$225,000	\$225,000
199	OVERTIME	0	0	0	0	0	0	0
	TOTAL 100'S	\$221,752	\$156	\$225,000	\$196,400	\$225,000	\$225,000	\$225,000
201	CAPITAL CONSTRUCTION	0	0	0	0	0	0	0
210	EQUIPMENT	\$1,104	\$0	\$0	\$0	\$0	\$0	\$0
		\$1,104	\$0	\$0	\$0	\$0	\$0	\$0
409	PROGRAM SUPPLIES	\$9,165	\$0	\$10,400	\$11,306	\$10,400	\$10,400	\$10,400
413	SUPPLIES & MISC.	1,581	0	3,000	2,324	3,000	3,000	3,000
415	ATHLETIC SUPPLIES	0	0	1,800	0	1,800	1,800	1,800
421	TELEPHONE	0	0	0	0	0	0	0
440	OUTSIDE CONTRACTS	145,512	0	146,000	78,390	146,000	146,000	146,000
442	RENTAL	0	0	0	0	0	0	0
463	EDUCATION	0	0	500	0	500	500	500
464	AUTO / TRAVEL	421	0	500	210	500	500	500
466	ENTERTAINMENT	75,191	0	75,000	3,830	75,000	75,000	75,000
	TOTAL 400'S	\$231,870	\$0	\$237,200	\$96,060	\$237,200	\$237,200	\$237,200
	<u>TOTAL PLAY - REC. CENTERS</u>	<u>\$454,725</u>	<u>\$156</u>	<u>\$462,200</u>	<u>\$292,460</u>	<u>\$462,200</u>	<u>\$462,200</u>	<u>\$462,200</u>

TOWN OF CORTLANDT - ADOPTED BUDGET

FISCAL YEAR 2022

FUND - 20 TOWN OUTSIDE VILLAGE FUND  
DEPT - 7180 C.J. COOK POOL

EXPENDITURE	DESCRIPTION	ACTUAL EXPENSES		2021 BUDGET		2022 BUDGET		
		2019	2020	ADOPTED	PROJECTED	REQUEST	PROPOSED	ADOPTED
114	TEMPORARY SERVICES	\$382,942	\$3,026	\$371,055	\$379,408	\$371,055	\$371,055	\$371,055
199	OVERTIME	24,742	0	10,000	36,193	20,000	20,000	20,000
	TOTAL 100'S	\$407,683	\$3,026	\$381,055	\$415,601	\$391,055	\$391,055	\$391,055
201	CAPITAL CONSTRUCTION	0	0	0	0	0	0	0
210	EQUIPMENT	46,876	12,489	12,000	35,535	12,000	12,000	12,000
	TOTAL 200'S	\$46,876	\$12,489	\$12,000	\$35,535	\$12,000	\$12,000	\$12,000
413	MISC. SUPPLIES	14,279	5,619	12,000	35,529	12,000	12,000	12,000
415	ATHLETIC SUPPLIES	8,650	7,458	9,000	2,835	9,000	9,000	9,000
417	POOL SUPPLIES	28,197	710	15,000	29,903	15,000	15,000	15,000
421	TELEPHONE	3,729	2,528	2,700	4,154	2,700	2,700	2,700
422	LIGHT & POWER	17,022	9,617	16,500	12,137	16,500	16,500	16,500
423	WATER	36,746	150	22,000	60,725	22,000	22,000	22,000
440	OUTSIDE CONTRACTS	24,389	1,563	13,000	13,612	13,000	13,000	13,000
443	MAINTENANCE	23,501	14,505	20,000	64,096	20,000	20,000	20,000
453	PROFESSIONAL SERVICES	0	0	0	0	0	0	0
464	AUTO/TRAVEL	0	0	0	0	0	0	0
	TOTAL 400'S	\$156,512	\$42,148	\$110,200	\$222,991	\$110,200	\$110,200	\$110,200
	<u>TOTAL: PARKS - COOK POOL</u>	<u>\$611,072</u>	<u>\$57,663</u>	<u>\$503,255</u>	<u>\$674,127</u>	<u>\$513,255</u>	<u>\$513,255</u>	<u>\$513,255</u>

TOWN OF CORTLANDT - ADOPTED BUDGET

FISCAL YEAR 2022

FUND - 20 TOWN OUTSIDE VILLAGE FUND  
DEPT - 7181 SPROUT BROOK PARK

<u>EXPENDITURE</u>	<u>DESCRIPTION</u>	<u>ACTUAL EXPENSES</u>		<u>2021 BUDGET</u>		<u>2022 BUDGET</u>		
		<u>2019</u>	<u>2020</u>	<u>ADOPTED</u>	<u>PROJECTED</u>	<u>REQUEST</u>	<u>PROPOSED</u>	<u>ADOPTED</u>
114	TEMPORARY SERVICES	\$0	\$0	\$0	\$0	\$0	\$0	\$0
199	OVERTIME	0	0	0	0	0	0	0
	TOTAL 100'S	\$0	\$0	\$0	\$0	\$0	\$0	\$0
201	CAPITAL CONSTRUCTION	\$0	\$0	\$0	\$0	\$0	\$0	\$0
210	EQUIPMENT	0	0	0	0	0	0	0
	TOTAL 200'S	\$0	\$0	\$0	\$0	\$0	\$0	\$0
413	MISC. SUPPLIES	\$456	\$719	\$500	\$0	\$500	\$500	\$500
415	ATHLETIC SUPPLIES	0	0	0	0	0	0	0
417	POOL SUPPLIES	0	0	0	0	0	0	0
420	MAINTENANCE MATERIALS	0	0	0	0	0	0	0
421	TELEPHONE	0	0	0	0	0	0	0
422	LIGHT & POWER	17,795	13,933	15,800	11,858	15,800	15,800	15,800
423	WATER	48	96	200	96	200	200	200
443	MAINTENANCE	4,959	7,522	8,000	8,598	8,000	8,000	8,000
453	PROFESSIONAL SERVICES	0	0	500	0	0	0	0
464	AUTO	0	0	0	0	0	0	0
	TOTAL 400'S	\$23,258	\$22,269	\$25,000	\$20,553	\$24,500	\$24,500	\$24,500
	<u>TOTAL: SPROUT BROOK PARK</u>	<u>\$23,258</u>	<u>\$22,269</u>	<u>\$25,000</u>	<u>\$20,553</u>	<u>\$24,500</u>	<u>\$24,500</u>	<u>\$24,500</u>

TOWN OF CORTLANDT - ADOPTED BUDGET

FISCAL YEAR 2022

FUND - 20 TOWN OUTSIDE VILLAGE FUND  
DEPT - 7620 ADULT RECREATION

<u>EXPENDITURE</u>	<u>DESCRIPTION</u>	<u>ACTUAL EXPENSES</u>		<u>2021 BUDGET</u>		<u>2022 BUDGET</u>		
		<u>2019</u>	<u>2020</u>	<u>ADOPTED</u>	<u>PROJECTED</u>	<u>REQUEST</u>	<u>PROPOSED</u>	<u>ADOPTED</u>
114	TEMPORARY SERVICES	\$6,510	\$9,872	\$10,000	\$11,000	\$10,000	\$10,000	\$10,000
	TOTAL 100'S	\$6,510	\$9,872	\$10,000	\$11,000	\$10,000	\$10,000	\$10,000
409	PROGRAM SUPPLIES	\$392	\$165	\$10,000	\$10,178	\$10,000	\$10,000	\$10,000
413	SUPPLIES & MISC.	47	86	500	500	500	500	500
415	ATHLETIC SUPPLIES	4,694	4,591	13,940	13,940	13,940	13,940	13,940
442	RENTAL	7,802	3,210	10,000	10,000	10,000	10,000	10,000
457	INSTRUCTORS	18,604	8,664	18,500	18,500	18,500	18,500	18,500
	TOTAL 400'S	\$31,539	\$16,716	\$52,940	\$53,118	\$52,940	\$52,940	\$52,940
	<u>TOTAL: ADULT RECREATION</u>	<u>\$38,049</u>	<u>\$26,587</u>	<u>\$62,940</u>	<u>\$64,118</u>	<u>\$62,940</u>	<u>\$62,940</u>	<u>\$62,940</u>



TOWN OF CORTLANDT - ADOPTED BUDGET

FISCAL YEAR 2022

FUND - 20 TOWN OUTSIDE VILLAGE FUND  
DEPT - 8010 ZONING

<u>EXPENDITURE</u>	<u>DESCRIPTION</u>	<u>ACTUAL EXPENSES</u>		<u>2021 BUDGET</u>		<u>2022 BUDGET</u>		
		<u>2019</u>	<u>2020</u>	<u>ADOPTED</u>	<u>PROJECTED</u>	<u>REQUEST</u>	<u>PROPOSED</u>	<u>ADOPTED</u>
110	SALARIES	\$24,937	\$30,606	\$31,558	\$32,345	\$32,345	\$32,345	\$32,345
114	TEMPORARY SERVICES	0	0	0	0	0	0	0
119	LIQUIDATION PAY	0	0	0	0	0	0	0
120	LONGEVITY	0	0	0	0	0	0	0
199	OVERTIME	0	0	0	0	0	0	0
	TOTAL 100'S	\$24,937	\$30,606	\$31,558	\$32,345	\$32,345	\$32,345	\$32,345
210	EQUIPMENT	\$0	\$0	\$0	\$0	\$0	\$0	\$0
	TOTAL 200'S	\$0	\$0	\$0	\$0	\$0	\$0	\$0
413	SUPPLIES & MISC.	\$938	\$295	\$500	\$500	\$500	\$500	\$500
440	SERVICE CONTRACTS	\$4,844	\$4,959	\$3,000	\$2,480	\$3,000	\$3,000	\$3,000
441	PRINTING & ADVERTISING	0	0	1,000	1,000	1,000	1,000	1,000
	TOTAL 400'S	\$5,782	\$5,254	\$4,500	\$3,980	\$4,500	\$4,500	\$4,500
	<u>TOTAL: ZONING</u>	<u>\$30,719</u>	<u>\$35,859</u>	<u>\$36,058</u>	<u>\$36,325</u>	<u>\$36,845</u>	<u>\$36,845</u>	<u>\$36,845</u>

TOWN OF CORTLANDT - ADOPTED BUDGET  
FISCAL YEAR 2022

POSITION LISTING - SALARY SCHEDULE

FUND / DEPARTMENT	2020	2021	2021	2022	NUMBER OF EMPLOYEES		
	BUDGET	BUDGET	PROJECTED	ADOPTED	2020	2021	2022
20.8010 ZONING							
CHAIRMAN	\$4,752	\$4,895	\$5,017	\$5,017	1	1	1
MEMBERS	25,886	26,663	27,328	27,328	7	7	7
TOTAL	\$30,638	\$31,558	\$32,345	\$32,345	8	8	8

TOWN OF CORTLANDT - ADOPTED BUDGET

FISCAL YEAR 2022

FUND - 20 TOWN OUTSIDE VILLAGE FUND  
DEPT - 8020 PLANNING

<u>EXPENDITURE</u>	<u>DESCRIPTION</u>	<u>ACTUAL EXPENSES</u>		<u>2021 BUDGET</u>		<u>2022 BUDGET</u>		
		<u>2019</u>	<u>2020</u>	<u>ADOPTED</u>	<u>PROJECTED</u>	<u>REQUEST</u>	<u>PROPOSED</u>	<u>ADOPTED</u>
110	SALARIES	\$434,558	\$463,854	\$476,434	\$484,641	\$504,450	\$504,450	\$504,450
114	TEMPORARY SERVICES	1,620	0	0	0	0	0	0
119	LIQUIDATION PAY	0	0	0	0	0	0	0
120	LONGEVITY	7,168	17,274	12,218	11,318	11,318	11,318	11,318
199	OVERTIME	5,000	5,368	5,000	11,563	5,000	5,000	5,000
	<b>TOTAL 100'S</b>	<b>\$448,346</b>	<b>\$486,497</b>	<b>\$493,652</b>	<b>\$507,522</b>	<b>\$520,768</b>	<b>\$520,768</b>	<b>\$520,768</b>
210	EQUIPMENT	\$0	\$0	\$0	\$2,169	\$0	\$0	\$0
220	VEHICLES	0	0	0	0	0	0	0
	<b>TOTAL 200'S</b>	<b>\$0</b>	<b>\$0</b>	<b>\$0</b>	<b>\$2,169</b>	<b>\$0</b>	<b>\$0</b>	<b>\$0</b>
413	SUPPLIES & MISC.	\$13,008	\$10,421	\$18,000	\$17,004	\$18,000	\$18,000	\$18,000
421	TELEPHONE	1,279	1,132	1,500	923	1,500	1,500	1,500
440	OUTSIDE CONTRACTS	0	0	0	0	0	0	0
441	PRINTING & ADVERTISING	2,229	1,685	2,500	3,497	2,500	2,500	2,500
452	LEGAL COUNSEL	0	0	0	0	0	0	0
456	CONSULTANTS	70,725	173,301	22,000	34,547	31,000	31,000	31,000
463	EDUCATION & CONVENTIONS	2,270	2,757	2,000	2,000	2,000	2,000	2,000
464	AUTO / TRAVEL	1,584	369	1,500	1,500	1,500	1,500	1,500
474	C.A.C.	3,308	3,588	4,000	2,987	4,000	4,000	4,000
475	TOWN APPOINTED BOARDS	0	0	0	0	0	0	0
	<b>TOTAL 400'S</b>	<b>\$94,404</b>	<b>\$193,252</b>	<b>\$51,500</b>	<b>\$62,457</b>	<b>\$60,500</b>	<b>\$60,500</b>	<b>\$60,500</b>
	<b><u>TOTAL: PLANNING</u></b>	<b><u>\$542,749</u></b>	<b><u>\$679,749</u></b>	<b><u>\$545,152</u></b>	<b><u>\$572,147</u></b>	<b><u>\$581,268</u></b>	<b><u>\$581,268</u></b>	<b><u>\$581,268</u></b>

TOWN OF CORTLANDT - ADOPTED BUDGET  
FISCAL YEAR 2022

POSITION LISTING - SALARY SCHEDULE

FUND / DEPARTMENT	2020	2021	2021	2022	NUMBER OF EMPLOYEES		
	BUDGET	BUDGET	PROJECTED	ADOPTED	2020	2021	2022
20.8020 PLANNING							
CHAIRMAN	\$6,611	\$6,809	\$6,979	\$6,979	1	1	1
MEMBERS	34,762	35,805	36,701	36,701	7	7	7
DEPUTY DIRECTOR DOTS	127,248	150,497	150,841	158,042	1	1	1
ASST DIRECTOR DOTS	99,179	112,305	115,113	115,113	1	1	1
SR. ASST. PLANNER	79,396	81,778	83,822	83,822	0.6	0.6	0.6
SR.OFFICE ASSIST. AUTO	0	0	0	0	0	0	0
INTERMEDIATE TYPIST	47,884	49,480	50,431	63,039	0.8	0.8	0.8
LEGAL COUNSEL	34,660	39,760	40,754	40,754	0.6	0.6	0.6
TOTAL	\$429,740	\$476,434	\$484,641	\$504,450	12.0	12.0	12.0

TOWN OF CORTLANDT - PROPOSED BUDGET

FISCAL YEAR 2022

FUND - 20 TOWN OUTSIDE VILLAGE FUND  
DEPT - 8160 SANITATION

<u>EXPENDITURE</u>	<u>DESCRIPTION</u>	<u>ACTUAL EXPENSES</u>		<u>2021 BUDGET</u>		<u>2022 BUDGET</u>		
		<u>2019</u>	<u>2020</u>	<u>ADOPTED</u>	<u>PROJECTED</u>	<u>REQUEST</u>	<u>PROPOSED</u>	<u>ADOPTED</u>
110	SALARIES	\$1,991,879	\$2,176,766	\$2,710,867	\$2,400,230	\$2,720,168	\$2,720,168	\$2,720,168
114	TEMPORARY SERVICES	118,574	54,489	80,000	90,363	80,000	80,000	80,000
119	LIQUIDATION PAY	0	0	0	0	0	0	0
120	LONGEVITY	41,410	63,090	56,740	67,110	65,120	65,120	65,120
199	OVERTIME	22,005	33,820	6,000	39,622	6,000	6,000	6,000
	TOTAL 100'S	\$2,173,868	\$2,328,165	\$2,853,607	\$2,597,325	\$2,871,288	\$2,871,288	\$2,871,288
210	EQUIPMENT	\$90,229	\$5,570	\$0	\$0	\$0	\$0	\$0
220	VEHICLES	0	0	50,000	139,015	50,000	50,000	50,000
	TOTAL 200'S	\$90,229	\$5,570	\$50,000	\$139,015	\$50,000	\$50,000	\$50,000
411	HEATING OIL	\$26,439	\$9,528	\$22,000	\$13,002	\$22,000	\$22,000	\$22,000
412	FUEL	82,600	59,461	100,000	106,211	100,000	100,000	100,000
413	SUPPLIES & MISC.	39,197	26,499	28,000	13,154	28,000	28,000	28,000
414	AUTO PARTS	153,171	159,601	147,000	126,700	147,000	147,000	147,000
416	UNIFORMS	12,267	6,804	12,000	18,409	12,000	12,000	12,000
420	MAINTENANCE MATERIALS	2,504	2,092	2,000	956	2,000	2,000	2,000
421	TELEPHONE	2,730	2,550	3,000	3,316	3,000	3,000	3,000
422	LIGHT & POWER	20,897	22,731	25,000	22,857	25,000	25,000	25,000
440	SERVICE CONTRACTS	0	572	0	782	0	0	0
442	RENTAL	17,022	15,796	0	8,750	0	0	0
443	BUILDING MAINTENANCE	179,171	35,241	30,000	31,016	30,000	30,000	30,000
444	EQUIPMENT MAINTENANCE	5,770	2,528	7,000	0	7,000	7,000	7,000
447	TIPPING FEES	468,457	482,830	420,000	415,344	420,000	420,000	420,000
448	SAFETY COMMITTEE	0	0	0	0	0	0	0
463	EDUCATION & CONVENTIONS	1,281	499	0	0	0	0	0
	TOTAL 400'S	\$1,011,508	\$826,731	\$796,000	\$760,498	\$796,000	\$796,000	\$796,000
	<u>TOTAL: SANITATION</u>	<u>\$3,275,605</u>	<u>\$3,160,466</u>	<u>\$3,699,607</u>	<u>\$3,496,838</u>	<u>\$3,717,288</u>	<u>\$3,717,288</u>	<u>\$3,717,288</u>

TOWN OF CORTLANDT - ADOPTED BUDGET  
FISCAL YEAR 2022

POSITION LISTING - SALARY SCHEDULE

FUND / DEPARTMENT	2020	2021	2021	2022	NUMBER OF EMPLOYEES		
	BUDGET	BUDGET	PROJECTED	ADOPTED	2020	2021	2022
20.8160 SANITATION - DES							
GENERAL FOREMAN	88,761	95,539	93,208	101,610	1	1	1
ASST. WORK FOREMAN	84,000	88,468	86,310	88,468	1	1	1
H.M.E.O	0	0	0	0	0	0	0
M. E. O.	1,157,460	1,219,155	886,539	1,219,290	15	15	15
LABORERS	1,020,628	1,074,766	1,106,492	1,074,864	14	14	14
MECHANIC	161,314	169,900	169,900	169,900	2	2	2
OFFICE ASST. AUTO SYS	52,118	63,039	57,781	66,036	1	1	1
TOTAL	\$2,564,281	\$2,710,867	\$2,400,230	\$2,720,168	34	34	34

TOWN OF CORTLANDT - ADOPTED BUDGET

FISCAL YEAR 2022

FUND - 20 TOWN OUTSIDE VILLAGE FUND  
DEPT - 8165 RECYCLING

<u>EXPENDITURE</u>	<u>DESCRIPTION</u>	<u>ACTUAL EXPENSES</u>		<u>2021 BUDGET</u>		<u>2022 BUDGET</u>		
		<u>2019</u>	<u>2020</u>	<u>ADOPTED</u>	<u>PROJECTED</u>	<u>REQUEST</u>	<u>PROPOSED</u>	<u>ADOPTED</u>
110	SALARIES	\$0	\$0	\$0	\$0	\$0	\$0	\$0
114	TEMPORARY SERVICES	0	0	0	0	0	0	0
120	LONGEVITY	0	0	0	0	0	0	0
199	OVERTIME	0	0	0	0	0	0	0
	<b>TOTAL 100'S</b>	<b>\$0</b>	<b>\$0</b>	<b>\$0</b>	<b>\$0</b>	<b>\$0</b>	<b>\$0</b>	<b>\$0</b>
210	EQUIPMENT	\$0	\$0	\$0	\$0	\$0	\$0	\$0
220	VEHICLES	0	0	0	0	0	0	0
	<b>TOTAL 200'S</b>	<b>\$0</b>	<b>\$0</b>	<b>\$0</b>	<b>\$0</b>	<b>\$0</b>	<b>\$0</b>	<b>\$0</b>
411	HEATING OIL	\$0	\$0	\$0	\$0	\$0	\$0	\$0
412	FUEL	0	0	0	0	0	0	0
413	SUPPLIES & MISC.	0	0	0	0	0	0	0
414	AUTO PARTS	0	0	0	0	0	0	0
416	UNIFORMS	0	0	0	0	0	0	0
422	LIGHT & POWER	0	0	0	0	0	0	0
421	TELEPHONE	0	0	0	0	0	0	0
441	PRINTING	2,799	571	1,000	1,040	1,000	1,000	1,000
443	BUILDING MAINTENANCE	0	0	0	0	0	0	0
444	EQUIPMENT MAINTENANCE	0	0	0	0	0	0	0
453	PROFESSIONAL SERVICES	0	0	0	0	0	0	0
447	TIPPING FEES	0	0	0	0	0	0	0
462	POSTAGE	2,138	0	0	0	0	0	0
463	EDUCATION & CONVENTIONS	0	0	0	0	0	0	0
	<b>TOTAL 400'S</b>	<b>\$4,937</b>	<b>\$571</b>	<b>\$1,000</b>	<b>\$1,040</b>	<b>\$1,000</b>	<b>\$1,000</b>	<b>\$1,000</b>
	<b><u>TOTAL: RECYCLING</u></b>	<b><u>\$4,937</u></b>	<b><u>\$571</u></b>	<b><u>\$1,000</u></b>	<b><u>\$1,040</u></b>	<b><u>\$1,000</u></b>	<b><u>\$1,000</u></b>	<b><u>\$1,000</u></b>

TOWN OF CORTLANDT - ADOPTED BUDGET  
FISCAL YEAR 2022

POSITION LISTING - SALARY SCHEDULE

FUND / DEPARTMENT	2020	2021	2021	2022	NUMBER OF EMPLOYEES		
	BUDGET	BUDGET	PROJECTED	ADOPTED	2020	2021	2022
20.8165 RECYCLING							
HEAVY M. E. O.	0	0	0	0	0	0	0
TOTAL	\$0	\$0	\$0	\$0	0	0	0



TOWN OF CORTLANDT - ADOPTED BUDGET

FISCAL YEAR 2022

FUND - 20 TOWN OUTSIDE VILLAGE  
DEPT - 9000 EMPLOYEE BENEFITS

<u>EXPENDITURE</u>	<u>DESCRIPTION</u>	<u>ACTUAL EXPENSES</u>		<u>2021 BUDGET</u>		<u>2022 BUDGET</u>		
		<u>2019</u>	<u>2020</u>	<u>ADOPTED</u>	<u>PROJECTED</u>	<u>REQUEST</u>	<u>PROPOSED</u>	<u>ADOPTED</u>
9010.805	STATE RETIREMENT	\$622,531	\$617,551	\$665,000	\$665,000	\$665,000	\$665,000	\$665,000
9030.810	SOCIAL SECURITY	328,109	304,998	360,000	381,927	380,000	380,000	380,000
9040.815	WORKMAN'S COMPENSATION	290,000	290,000	290,000	290,000	290,000	290,000	290,000
9045.820	LIFE INSURANCE	7,414	9,172	10,000	9,833	10,000	10,000	10,000
9050.825	UNEMPLOYMENT INSURANCE	0	24,405	4,000	0	0	0	0
9060.830	HEALTH INSURANCE	1,440,925	1,510,133	1,650,000	1,454,162	1,650,000	1,650,000	1,650,000
9070.835	DENTAL INSURANCE	105,028	112,945	135,000	132,010	140,000	140,000	140,000
<u>TOTAL: EMPLOYEE BENEFITS</u>		<u>\$2,794,006</u>	<u>\$2,869,203</u>	<u>\$3,114,000</u>	<u>\$2,932,932</u>	<u>\$3,135,000</u>	<u>\$3,135,000</u>	<u>\$3,135,000</u>

TOWN OF CORTLANDT - ADOPTED BUDGET

FISCAL YEAR 2022

FUND - 20 TOWN OUTSIDE VILLAGE  
DEPT - 9700 DEBT SERVICE

<u>EXPENDITURE DESCRIPTION</u>	<u>ACTUAL EXPENSES</u>		<u>2021 BUDGET</u>		<u>REQUEST</u>	<u>2022 BUDGET</u>		
	<u>2019</u>	<u>2020</u>	<u>ADOPTED</u>	<u>PROJECTED</u>		<u>PROPOSED</u>	<u>ADOPTED</u>	
9720 SERIAL BONDS								
9720.610 PRINCIPAL	\$0	\$0	\$0	\$0	\$0	\$0	\$0	
9720.710 INTEREST	0	0	0	0	0	0	0	
9730 BOND ANTICIPATION NOTES								
9730.610 PRINCIPAL	0	0	0	0	0	0	0	
9730.710 INTEREST	0	0	0	0	0	0	0	
9785 INSTALLMENT PURHCASES								
9785.610 PRINCIPAL	\$106,044	\$136,989	\$131,701	\$131,701	\$163,589	\$163,589	\$163,589	
9785.710 INTEREST	10,608	8,531	14,093	14,093	14,650	14,650	14,650	
<u>TOTAL: DEBT SERVICE</u>	<u>\$116,653</u>	<u>\$145,520</u>	<u>\$145,794</u>	<u>\$145,794</u>	<u>\$178,239</u>	<u>\$178,239</u>	<u>\$178,239</u>	
<u>TOTAL: APPROPRIATIONS (20)</u>	<u>10,886,536</u>	<u>10,060,286</u>	<u>11,793,236</u>	<u>11,425,485</u>	<u>12,152,489</u>	<u>12,152,489</u>	<u>12,152,489</u>	

TOWN OF CORTLANDT - ADOPTED BUDGET

FISCAL YEAR 2022

FUND - 20 TOWN OUTSIDE VILLAGE  
DEPT - 980 REVENUES

<u>REVENUE DESCRIPTION</u>	<u>ACTUAL REVENUES</u>		<u>2021 BUDGET</u>		<u>2022 BUDGET</u>	<u>ADOPTED</u>
	<u>2019</u>	<u>2020</u>	<u>ADOPTED</u>	<u>PROJECTED</u>	<u>PROPOSED</u>	
<u>PROPERTY TAXES</u>						
1001 REAL PROPERTY TAXES	\$8,570,848	\$8,697,080	\$8,690,236	\$8,690,236	\$8,690,236	\$8,690,236
SUB-TOTAL	\$8,570,848	\$8,697,080	\$8,690,236	\$8,690,236	\$8,690,236	\$8,690,236
<u>STATE / FEDERAL AID</u>						
3003 COUNTY SALES TAX	\$935,000	\$1,100,000	\$1,250,000	\$1,250,000	\$1,720,000	\$1,720,000
3960 DISASTER ASSISTANCE	0	0	0	0	0	0
3910 STATE CONSERVATION AID	5,000	135,915	0	0	0	0
3777 STATE AID CODE ENFORCEMENT	0	0	0	0	0	0
SUB-TOTAL	\$940,000	\$1,235,915	\$1,250,000	\$1,250,000	\$1,720,000	\$1,720,000
<u>DEPARTMENTAL REVENUE</u>						
1560 SAFETY INSPECTION FEES	\$847,050	\$471,572	\$600,000	\$525,000	\$500,000	\$500,000
2001 PARKS & RECREATION INCOME	9,983	868	10,000	6,127	10,000	10,000
2004 ADULT EDUCATION	53,887	29,272	60,000	34,427	60,000	60,000
2005 CHARLES J. COOK PARK	118,316	0	110,000	50,000	110,000	110,000
2006 SWIM PERMITS	98,743	0	90,000	29,110	75,000	75,000
2007 TENNIS PERMITS	0	0	0	0	0	0
2008 SWIM INSTRUCTION	14,368	0	25,000	11,022	25,000	25,000
2009 DAY CAMP	310,200	0	310,000	155,500	310,000	310,000
2010 SPROUT BROOK PARK	0	0	0	0	0	0
2011 WATER SLIDE	0	0	0	0	0	0
2013 DAY PLAY	0	0	0	0	0	0
2015 TEEN CAMP	130,716	0	125,000	60,668	125,000	125,000
2012 RECREATION CONCESSIONS	0	0	0	0	0	0
2110 ZONING FEES	3,200	1,600	5,000	2,800	5,000	5,000
2115 PLANNING BOARD FEES	67,532	50,894	50,000	49,560	50,000	50,000
2130 REFUSE & GARBAGE CHARGES	16,282	16,506	13,000	5,756	13,000	13,000
2544 DOG LICENSES	5,413	4,821	8,000	3,650	6,253	6,253
SUB-TOTAL	\$1,675,690	\$575,533	\$1,406,000	\$933,620	\$1,289,253	\$1,289,253

FUND - 20 TOWN OUTSIDE VILLAGE  
 DEPT - 980 REVENUES

FISCAL YEAR 2022

<u>REVENUE DESCRIPTION</u>	<u>ACTUAL REVENUES</u>		<u>2021 BUDGET</u>		<u>2022 BUDGET</u>	
	<u>2019</u>	<u>2020</u>	<u>ADOPTED</u>	<u>PROJECTED</u>	<u>PROPOSED</u>	<u>ADOPTED</u>
<u>OTHER REVENUES &amp; CREDITS</u>						
2229 OTHER GEN. SVCS. OTHER GOVT	\$51,479	\$52,664	\$50,000	\$53,000	\$53,000	\$53,000
2401 INTEREST & EARNINGS	44,408	1,802	3,500	1,500	3,500	3,500
2310 PRISONER TRANSPORT	0	0	0	0	0	0
2315 SEAS PROGRAM	0	0	0	0	0	0
2376 REFUSE OTHER GOV'TS	0	0	0	0	0	0
2450 COMMISSIONS	0	0	0	0	0	0
2610 FINES & PENALTIES FIRE CD	0	0	0	0	0	0
2611 FINES & PENALTIES DOGS	0	0	0	0	0	0
2615 CIVIL COMPROMISES	2,100	500	2,500	0	1,000	1,000
2650 SALE OF SCRAP	10,281	4,865	10,000	7,844	10,000	10,000
2651 RECYCLING	0	0	0	0	0	0
9000 UNEXPENDED BALANCE	0	0	350,000	0	350,000	350,000
SUB-TOTAL	\$108,268	\$59,831	\$416,000	\$62,344	\$417,500	\$417,500
<u>UNBUDGETED REVENUES</u>						
2655 MINOR SALES	\$0	\$0	\$0	\$0	\$0	\$0
2660 SALE OF PROPERTY	0	0	0	0	0	0
2801 INTERFUND REVENUES	0	0	0	0	0	0
2680 INSURANCE RECOVERIES	545	0	0	0	0	0
2701 REFUND PRIOR YEAR EXPENDITURE	0	0	1,000	24,182	5,500	5,500
2770 MISCELLANEOUS	5,780	34,277	30,000	5,582	30,000	30,000
SUB-TOTAL	\$6,325	\$34,277	\$31,000	\$29,764	\$35,500	\$35,500
<u>TOTAL REVENUES TOWN OUTSIDE</u>	<u>\$11,301,131</u>	<u>\$10,602,636</u>	<u>\$11,793,236</u>	<u>\$10,965,964</u>	<u>\$12,152,489</u>	<u>\$12,152,489</u>
<u>ASSESSED VALUATION</u>	<u>\$81,708,400</u>	<u>\$81,811,951</u>	<u>\$81,723,498</u>	<u>\$81,723,498</u>	<u>\$81,904,271</u>	<u>\$81,904,271</u>
<u>TAX RATE PER \$1,000 A.V.</u>	<u>\$104.89</u>	<u>\$106.31</u>	<u>\$106.34</u>	<u>\$106.34</u>	<u>\$106.10</u>	<u>\$106.10</u>



**THIS PAGE INTENTIONALLY LEFT BLANK**

TOWN OF CORTLANDT - ADOPTED BUDGET

FISCAL YEAR 2022

FUND - 32 HIGHWAY - TOWN OUTSIDE VILLAGE  
 DEPT - 1900 Special Items

<u>EXPENDITURE DESCRIPTION</u>	<u>ACTUAL EXPENSES</u>		<u>2021 BUDGET</u>		<u>2022 BUDGET</u>		
	<u>2019</u>	<u>2020</u>	<u>ADOPTED</u>	<u>PROJECTED</u>	<u>REQUEST</u>	<u>PROPOSED</u>	<u>ADOPTED</u>
480 Contribution to NYS MTA tax	\$7,993	\$5,888	\$8,500	\$8,500	\$8,500	\$8,500	\$8,500
TOTAL 400'S	\$7,993	\$5,888	\$8,500	\$8,500	\$8,500	\$8,500	\$8,500

TOWN OF CORTLANDT - ADOPTED BUDGET

FISCAL YEAR 2022

FUND - 32 HIGHWAY - TOWN OUTSIDE VILLAGE  
DEPT - 5110 GENERAL REPAIRS

<u>EXPENDITURE</u>	<u>DESCRIPTION</u>	<u>ACTUAL EXPENSES</u>		<u>2021 BUDGET</u>		<u>2022 BUDGET</u>		
		<u>2019</u>	<u>2020</u>	<u>ADOPTED</u>	<u>PROJECTED</u>	<u>REQUEST</u>	<u>PROPOSED</u>	<u>ADOPTED</u>
110	SALARIES	\$1,736,136	\$1,632,671	\$2,131,452	\$1,707,252	\$2,137,432	\$2,137,432	\$2,137,432
114	TEMPORARY SERVICE	59,781	23,154	70,000	48,767	70,000	70,000	70,000
119	LIQUIDATION PAY	0	0	0	0	0	0	0
120	LONGEVITY	27,935	33,765	32,837	33,765	32,837	32,837	32,837
199	OVERTIME	16,725	3,790	20,000	8,632	20,000	20,000	20,000
	<b>TOTAL 100'S</b>	<b>1,840,577</b>	<b>1,693,379</b>	<b>2,254,289</b>	<b>1,798,416</b>	<b>2,260,269</b>	<b>2,260,269</b>	<b>2,260,269</b>
411	HEATING FEUL	6,527	10,612	-	15,253	10,000	10,000	10,000
412	FUEL OIL	170,132	74,646	110,000	124,592	110,000	110,000	110,000
413	SUPPLIES & MISC.	29,008	20,467	25,000	14,793	25,000	25,000	25,000
414	AUTO PARTS	2,830	255	0	60			
416	UNIFORMS	9,250	1,904	9,000	20,039	9,000	9,000	9,000
418	SAND & GRAVEL	46,096	10,065	20,000	47,655	20,000	20,000	20,000
420	MAINTENANCE MATERIALS	6,620	3,592	10,000	1,353	10,000	10,000	10,000
421	TELEPHONE	0	0	0	0	0	0	0
424	ASPHALT PATCHING	137,261	58,632	100,000	103,236	100,000	100,000	100,000
448	SAFETY COMMITTEE	239	86	500	0	500	500	500
426	DRAINAGE MATERIALS	50,605	15,500	75,000	75,000	75,000	75,000	75,000
434	INSURANCE	19,480	58,512	60,000	67,010	60,000	60,000	60,000
440	SERVICE CONTRACTS	203,565	24,654	135,000	58,345	200,000	200,000	200,000
442	RENTAL	18,476	7,578	20,000	18,268	20,000	20,000	20,000
443	BUILDING MAINTENANCE	610	6,012	150,000	150,000	200,000	200,000	200,000
444	EQUIPMENT MAINTENANCE	2,928	1,218	0	0	0	0	0
476	JUDGEMENTS & CLAIMS	116,453	49,074	75,000	113,157	75,000	75,000	75,000
	<b>TOTAL 400'S</b>	<b>\$820,079</b>	<b>\$342,806</b>	<b>\$789,500</b>	<b>\$808,761</b>	<b>\$914,500</b>	<b>\$914,500</b>	<b>\$914,500</b>
	<b><u>TOTAL: GENERAL REPAIRS</u></b>	<b><u>\$2,660,656</u></b>	<b><u>\$2,036,185</u></b>	<b><u>\$3,043,789</u></b>	<b><u>\$2,607,178</u></b>	<b><u>\$3,174,769</u></b>	<b><u>\$3,174,769</u></b>	<b><u>\$3,174,769</u></b>

TOWN OF CORTLANDT - ADOPTED BUDGET  
FISCAL YEAR 2022

POSITION LISTING - SALARY SCHEDULE

FUND / DEPARTMENT	2020	2021	2021	2022	NUMBER OF EMPLOYEES		
	BUDGET	BUDGET	PROJECTED	ADOPTED	2020	2021	2022
32.5110 GENERAL REPAIRS							
GEN. WORKING FOREMAN	\$88,761	\$95,539	\$101,519	\$101,519	1	1	1
WORKING SUPT.	0	0	0	0	0	0	0
DEPUTY ASST. TO DIR. DES	0	0	0	0	0	0	0
ASST. WORKING FORMAN	168,000	176,940	88,469	176,940	2	2	2
MECHANIC FOREMAN	0	0	0	0	0	0	0
MECHANIC	161,314	169,900	164,732	169,900	2	2	2
HEAVY M.E.O.	79,065	83,278	0	83,278	1	1	1
M. E. O.	1,003,132	1,056,705	807,953	1,056,705	13	13	13
TREE TRIMMER	84,000	88,476	88,476	88,476	1	1	1
LABORER	437,412	460,614	456,103	460,614	6	6	6
TOTAL	\$2,021,684	\$2,131,452	\$1,707,252	\$2,137,432	26	26	26



TOWN OF CORTLANDT - ADOPTED BUDGET

FISCAL YEAR 2022

FUND - 32 HIGHWAY - TOWN OUTSIDE VILLAGE  
DEPT - 5112 IMPROVEMENTS

EXPENDITURE	DESCRIPTION	ACTUAL EXPENSES		2021 BUDGET		2022 BUDGET		
		2019	2020	ADOPTED	PROJECTED	REQUEST	PROPOSED	ADOPTED
420	MAINTENANCE MATERIALS	\$0	\$0	\$0	\$0	\$0	\$0	\$0
440	OUTSIDE CONTRACTS	1,165,972	1,187,329	1,300,000	2,200,000	1,300,000	1,300,000	1,300,000
	TOTAL 400'S	\$1,165,972	\$1,187,329	\$1,300,000	\$2,200,000	\$1,300,000	\$1,300,000	\$1,300,000
910	TRANSFER FOR RESERVE	\$0	\$0	\$0	\$0	\$0	\$0	\$0
	<u>TOTAL: IMPROVEMENTS</u>	<u>\$1,165,972</u>	<u>\$1,187,329</u>	<u>\$1,300,000</u>	<u>\$2,200,000</u>	<u>\$1,300,000</u>	<u>\$1,300,000</u>	<u>\$1,300,000</u>

FUND - 32 HIGHWAY - TOWN OUTSIDE VILLAGE  
DEPT - 5130 MACHINERY

EXPENDITURE	DESCRIPTION	ACTUAL EXPENSES		2021 BUDGET		2022 BUDGET		
		2019	2020	ADOPTED	PROJECTED	ADOPTED	ADOPTED	ADOPTED
210	EQUIPMENT	\$145,251	\$13,695	\$0	\$4,421	\$0	\$0	\$0
220	VEHICLES	142,643	54,986	100,000	207,844	100,000	100,000	100,000
	TOTAL 200'S	\$287,894	\$68,681	\$100,000	\$212,265	\$100,000	\$100,000	\$100,000
413	SUPPLIES & MISC.	\$22,317	\$4,212	\$10,000	\$3,989	\$10,000	\$10,000	\$10,000
414	AUTO PARTS	280,764	160,391	200,000	151,927	200,000	200,000	200,000
420	MAINTENANCE MATERIALS	0	0	0	0	0	0	0
440	OUTSIDE CONTRACTS	0	0	0	0	0	0	0
444	EQUIPMENT MAINTENANCE	10,331	3,271	25,000	25,000	25,000	25,000	25,000
	TOTAL 400'S	\$313,411	\$167,874	\$235,000	\$180,916	\$235,000	\$235,000	\$235,000
	<u>TOTAL: MACHINERY</u>	<u>\$601,306</u>	<u>\$236,555</u>	<u>\$335,000</u>	<u>\$393,181</u>	<u>\$335,000</u>	<u>\$335,000</u>	<u>\$335,000</u>

TOWN OF CORTLANDT - ADOPTED BUDGET

FISCAL YEAR 2022

FUND - 32 HIGHWAY - TOWN OUTSIDE VILLAGE  
DEPT - 5140 BRUSH & WEEDS

<u>EXPENDITURE</u>	<u>DESCRIPTION</u>	<u>ACTUAL EXPENSES</u>		<u>2021 BUDGET</u>		<u>2022 BUDGET</u>		
		<u>2019</u>	<u>2020</u>	<u>ADOPTED</u>	<u>PROJECTED</u>	<u>REQUEST</u>	<u>PROPOSED</u>	<u>ADOPTED</u>
199	OVERTIME	\$20,547	\$66,379	\$25,000	\$78,441	\$25,000	\$25,000	\$25,000
413	MISC. SUPPLIES	\$4,120	\$4,605	\$5,000	\$5,390	\$5,000	\$5,000	\$5,000
440	SERVICE CONTRACTS	\$65,158	\$32,175	\$40,000	\$40,000	\$40,000	\$40,000	\$40,000
444	EQUIPMENT MAINTENANCE	\$0	\$120	\$0	\$120	\$0	\$0	\$0
	TOTAL 400'S	\$69,278	\$36,900	\$45,000	\$45,510	\$45,000	\$45,000	\$45,000
	<u>TOTAL BRUSH &amp; WEEDS</u>	<u>\$89,825</u>	<u>\$103,280</u>	<u>\$70,000</u>	<u>\$123,951</u>	<u>\$70,000</u>	<u>\$70,000</u>	<u>\$70,000</u>

FUND - 32 HIGHWAY - TOWN OUTSIDE VILLAGE  
DEPT - 5142 SNOW & ICE

<u>EXPENDITURE</u>	<u>DESCRIPTION</u>	<u>2019</u>	<u>2020</u>	<u>2021 BUDGET</u>		<u>2022 BUDGET</u>		
				<u>ADOPTED</u>	<u>PROJECTED</u>	<u>REQUEST</u>	<u>PROPOSED</u>	<u>PROPOSED</u>
199	OVERTIME	\$381,149	\$74,985	\$250,000	\$281,909	\$250,000	\$250,000	\$250,000
210	EQUIPMENT	5,039	804	0	0	0	0	0
413	SUPPLIES & MISC.	7,950	4,350	15,000	21,390	15,000	15,000	15,000
414	AUTO PARTS	10,363	6,592	25,000	37,618	25,000	25,000	25,000
418	SAND	0	0	0	0	0	0	0
419	SALT	550,426	172,896	450,000	281,398	450,000	450,000	450,000
440	SERVICE CONTRACTS	108,874	8,910	125,000	71,958	125,000	125,000	125,000
	TOTAL 400'S	\$677,613	\$192,747	\$615,000	\$412,364	\$615,000	\$615,000	\$615,000
	<u>TOTAL SNOW &amp; ICE</u>	<u>\$1,063,801</u>	<u>\$268,536</u>	<u>\$865,000</u>	<u>\$694,273</u>	<u>\$865,000</u>	<u>\$865,000</u>	<u>\$865,000</u>

TOWN OF CORTLANDT - ADOPTED BUDGET

FISCAL YEAR 2022

FUND - 32 HIGHWAY - TOWN OUTSIDE VILLAGE  
 DEPT - 9000 EMPLOYEE BENEFITS

<u>EXPENDITURE</u>	<u>DESCRIPTION</u>	<u>ACTUAL EXPENSES</u>		<u>2021 BUDGET</u>		<u>2022 BUDGET</u>		
		<u>2019</u>	<u>2020</u>	<u>ADOPTED</u>	<u>PROJECTED</u>	<u>REQUEST</u>	<u>PROPOSED</u>	<u>ADOPTED</u>
9010.805	STATE RETIREMENT	\$199,864	\$208,835	\$230,000	\$230,000	\$230,000	\$230,000	\$230,000
9030.810	SOCIAL SECURITY	164,075	132,896	160,000	167,166	160,000	160,000	160,000
9040.815	WORKMAN'S COMPENSATION	210,000	210,000	210,000	210,000	210,000	210,000	210,000
9045.820	LIFE INSURANCE	747	1,232	1,300	1,372	1,300	1,300	1,300
9050.825	UNEMPLOYMENT INSURANCE	0	4,638	1,000	0	1,000	1,000	1,000
9060.830	HEALTH INSURANCE	841,180	768,439	870,000	754,748	870,000	870,000	870,000
9070.835	DENTAL INSURANCE	55,880	51,106	70,000	57,143	70,000	70,000	70,000
<u>TOTAL: EMPLOYEE BENEFITS</u>		<u>\$1,471,745</u>	<u>\$1,377,146</u>	<u>\$1,542,300</u>	<u>\$1,420,429</u>	<u>\$1,542,300</u>	<u>\$1,542,300</u>	<u>\$1,542,300</u>

TOWN OF CORTLANDT - ADOPTED BUDGET

FISCAL YEAR 2022

FUND - 32 HIGHWAY FUND TOWN WIDE  
DEPT - 9700 DEBT SERVICE

<u>EXPENDITURE DESCRIPTION</u>	<u>ACTUAL EXPENSES</u>		<u>2021 BUDGET</u>		<u>2022 BUDGET</u>		
	<u>2019</u>	<u>2020</u>	<u>ADOPTED</u>	<u>PROJECTED</u>	<u>REQUEST</u>	<u>PROPOSED</u>	<u>ADOPTED</u>
9710 SERIAL BONDS							
9710.610 PRINCIPAL	29,212	29,212	23,735	23,735	24,648	24,648	24,648
9710.710 INTEREST	12,119	8,108	13,456	13,456	12,247	12,247	12,247
9720 STATUTORY BONDS							
9720.610 PRINCIPAL	0	0	0	0	0	0	0
9720.710 INTEREST	0	0	0	0	0	0	0
9730 BOND ANTICIPATION NOTES							
9730.610 PRINCIPAL	0	0	0	500,000	0	0	0
9730.710 INTEREST	0	25,928	20,000	20,000	20,000	20,000	20,000
9785 INSTALLMENT PURCHASES							
9785.610 PRINCIPAL	147,053	150,005	149,230	149,230	151,993	151,993	151,993
9785.710 INTEREST	14,205	11,506	12,123	12,123	9,518	9,518	9,518
<u>TOTAL: DEBT SERVICE</u>	<u>\$202,589</u>	<u>\$224,760</u>	<u>\$218,544</u>	<u>\$718,544</u>	<u>\$218,406</u>	<u>\$218,406</u>	<u>\$218,406</u>
<u>TOTAL APPROPRIATIONS (32)</u>	<u>\$7,263,886</u>	<u>\$5,439,678</u>	<u>\$7,383,133</u>	<u>\$8,166,055</u>	<u>\$7,513,975</u>	<u>\$7,513,975</u>	<u>\$7,513,975</u>

## TOWN OF CORTLANDT - ADOPTED BUDGET

## FISCAL YEAR 2022

FUND - 32 HIGHWAY TOWN OUTSIDE VILLAGE  
DEPT - 980 REVENUES

REVENUE DESCRIPTION	ACTUAL REVENUES		2021 BUDGET		2022 BUDGET	
	2019	2020	ADOPTED	PROJECTED	PROPOSED	ADOPTED
<u>PROPERTY TAXES</u>						
1001 REAL PROPERTY TAXES	\$6,291,790	\$6,364,384	\$6,334,323	\$6,334,323	\$6,334,165	\$6,334,165
SUB-TOTAL	\$6,291,790	\$6,364,384	\$6,334,323	\$6,334,323	\$6,334,165	\$6,334,165
<u>STATE AID</u>						
2302 SNOW REMOVAL OTHER GOV'T	\$20,365	\$19,526	\$21,000	\$18,000	\$21,000	\$21,000
3001 STATE REVENUE SHARING	0	0	0	0	0	0
3003 COUNTY SALES TAX	400,000	400,000	450,000	450,000	500,000	500,000
3501 C.H.I.P.S.	427,785	342,191	302,000	579,162	383,000	383,000
3960 STATE DISASTER ASSISTANCE	0	0	0	0	0	0
4785 FEDERAL DISASTER AID	0	0	0	0	0	0
SUB-TOTAL	\$848,150	\$761,716	\$773,000	\$1,047,162	\$904,000	\$904,000
<u>DEPARTMENTAL REVENUE</u>						
2226 SALE OF SUPPLIES	\$0	\$0	\$0	\$0	\$0	\$0
2560 STREET OPENING PERMITS	9,000	14,250	4,000	4,900	4,000	4,000
SUB-TOTAL	\$9,000	\$14,250	\$4,000	\$4,900	\$4,000	\$4,000
<u>OTHER REVENUES &amp; CREDITS</u>						
2401 INTEREST & EARNINGS	\$30,348	\$1,288	\$3,000	\$1,200	\$3,000	\$3,000
2801 INTERFUND REVENUES	14,500	14,500	18,000	14,500	18,000	18,000
9000 UNEXPENDED BALANCE	0	0	215,000	0	215,000	215,000
SUB-TOTAL	\$44,848	\$15,788	\$236,000	\$15,700	\$236,000	\$236,000
<u>UNBUDGETED REVENUES</u>						
2665 SALE OF EQUIPMENT	0	0	5,000	5,000	5,000	5,000
2680 INSURANCE RECOVERIES	11,519	10,343	5,000	5,000	5,000	5,000
2701 REFUND PRIOR YEAR EXPENDITURE	7,403	0	0	0	0	0
2770 UNCLASSIFIED REVENUES	0	25,816	25,810	25,810	25,810	25,810
SUB-TOTAL	\$18,922	\$36,159	\$35,810	\$35,810	\$35,810	\$35,810
<u>TOTAL REVENUES HIGHWAY</u>	<u>\$7,212,711</u>	<u>\$7,192,297</u>	<u>\$7,383,133</u>	<u>\$7,437,895</u>	<u>\$7,513,975</u>	<u>\$7,513,975</u>
<u>ASSESSED VALUATION</u>	<u>\$81,708,400</u>	<u>\$81,811,951</u>	<u>\$81,723,498</u>	<u>\$81,723,498</u>	<u>\$81,904,271</u>	<u>\$81,904,271</u>
<u>TAX RATE PER \$1,000 A.V.</u>	<u>\$77.01</u>	<u>\$77.80</u>	<u>\$77.52</u>	<u>\$77.52</u>	<u>\$77.35</u>	<u>\$77.35</u>

TOWN OF CORTLANDT - ADOPTED BUDGET

FISCAL YEAR 2022

FUND - 34 HIGHWAY - TOWNWIDE - BRIDGES  
DEPT - 5122 CONSTRUCTION

<u>EXPENDITURE DESCRIPTION</u>	<u>ACTUAL EXPENSES</u>		<u>2021 BUDGET</u>		<u>REQUEST</u>	<u>2022 BUDGET</u>		<u>ADOPTED</u>
	<u>2019</u>	<u>2020</u>	<u>ADOPTED</u>	<u>PROJECTED</u>		<u>PROPOSED</u>	<u>ADOPTED</u>	
420 MAINT. MATERIALS	\$0	\$0	\$0	\$0	\$0	\$0	\$0	\$0
TOTAL 400'S	\$0	\$0	\$0	\$0	\$0	\$0	\$0	\$0
9550.900 TRSFR TO CAPITAL FUND FOR RESERVE	27,500	27,500	27,500	27,500	27,500	27,500	27,500	27,500
<u>TOTAL: CONSTRUCTION</u>	<u>\$27,500</u>	<u>\$27,500</u>	<u>\$27,500</u>	<u>\$27,500</u>	<u>\$27,500</u>	<u>\$27,500</u>	<u>\$27,500</u>	<u>\$27,500</u>

FUND - 34 HIGHWAY TOWN OUTSIDE VILLAGE  
DEPT - 980 REVENUES

<u>REVENUE DESCRIPTION</u>	<u>ACTUAL REVENUES</u>		<u>2021 BUDGET</u>		<u>REQUEST</u>	<u>2022 BUDGET</u>		<u>ADOPTED</u>
	<u>2019</u>	<u>2020</u>	<u>ADOPTED</u>	<u>PROJECTED</u>		<u>PROPOSED</u>	<u>ADOPTED</u>	
<u>PROPERTY TAXES</u>								
1001 REAL PROPERTY TAXES	\$27,500	\$27,500	\$27,500	\$27,500	\$27,500	\$27,500	\$27,500	\$27,500
SUB-TOTAL	\$27,500	\$27,500	\$27,500	\$27,500	\$27,500	\$27,500	\$27,500	\$27,500
<u>OTHER REVENUES &amp; CREDITS</u>								
9000 UNEXPENDED BALANCE	0	0	0	0	0	0	0	0
SUB-TOTAL	\$0	\$0	\$0	\$0	\$0	\$0	\$0	\$0
<u>TOTAL REVENUES TOWNWIDE</u>	<u>\$27,500</u>	<u>\$27,500</u>	<u>\$27,500</u>	<u>\$27,500</u>	<u>\$27,500</u>	<u>\$27,500</u>	<u>\$27,500</u>	<u>\$27,500</u>
ASSESSED VALUATION	\$107,677,970	\$109,339,976	\$109,339,976	\$109,456,269	\$109,785,645	\$109,785,645	\$109,785,645	\$109,785,645
TAX RATE PER \$1,000 A.V.	\$0.27	\$0.26	\$0.26	\$0.26	\$0.26	\$0.26	\$0.26	\$0.26



**THIS PAGE INTENTIONALLY LEFT BLANK**

TOWN OF CORTLANDT - ADOPTED BUDGET

FISCAL YEAR 2022

FUND - 41 CONSOLIDATED WATER DISTRICT  
DEPT - 1320 INDEPENDENT AUDIT

<u>EXPENDITURE</u>	<u>DESCRIPTION</u>	<u>ACTUAL EXPENSES</u>		<u>2021 BUDGET</u>		<u>2022 BUDGET</u>		
		<u>2019</u>	<u>2020</u>	<u>ADOPTED</u>	<u>PROJECTED</u>	<u>REQUEST</u>	<u>PROPOSED</u>	<u>ADOPTED</u>
453	PROFESSIONAL SERVICES	\$32,890	\$19,320	\$15,960	\$15,960	\$15,960	\$15,960	\$15,960
	TOTAL 400'S	\$32,890	\$19,320	\$15,960	\$15,960	\$15,960	\$15,960	\$15,960
	<u>TOTAL: INDEPENDENT AUDIT</u>	<u>\$32,890</u>	<u>\$19,320</u>	<u>\$15,960</u>	<u>\$15,960</u>	<u>\$15,960</u>	<u>\$15,960</u>	<u>\$15,960</u>

FUND - 41 CONSOLIDATED WATER DISTRICT  
DEPT - 1900 SPECIAL ITEMS

<u>EXPENDITURE</u>	<u>DESCRIPTION</u>	<u>ACTUAL EXPENSES</u>		<u>2021 BUDGET</u>		<u>2022 BUDGET</u>		
		<u>2019</u>	<u>2020</u>	<u>ADOPTED</u>	<u>PROJECTED</u>	<u>REQUEST</u>	<u>PROPOSED</u>	<u>ADOPTED</u>
1900.476	JUDGEMENTS & CLAIMS	46,911	7,274	15,000	15,000	15,000	15,000	15,000
1900.485	BOND ISSUANCE EXPENSE	30,750	14,176	16,000	16,000	16,000	16,000	16,000
1930.460	CONTINGENCY	0	0	100,000	0	100,000	100,000	100,000
1980.480	CONTRIBUTION TO NYS MTA TAX	2,682	2,979	3,200	3,200	3,200	3,200	3,200
	<u>TOTAL: SPECIAL ITEMS</u>	<u>\$80,344</u>	<u>\$24,428</u>	<u>\$134,200</u>	<u>\$34,200</u>	<u>\$134,200</u>	<u>\$134,200</u>	<u>\$134,200</u>



TOWN OF CORTLANDT - ADOPTED BUDGET

FISCAL YEAR 2022

FUND - 41 CONSOLIDATED WATER DISTRICT  
DEPT - 8340 WATER DISTRIBUTION

EXPENDITURE	DESCRIPTION	ACTUAL EXPENSES		2021 BUDGET		2022 BUDGET		
		2019	2020	ADOPTED	PROJECTED	REQUEST	PROPOSED	ADOPTED
110	SALARIES	\$663,726	\$781,453	\$853,810	\$677,162	\$858,644	\$858,644	\$858,644
114	TEMPORARY SERVICES	46,647	42,080	35,000	50,751	35,000	35,000	35,000
119	LIQUIDATION PAY	0	0	0	0	0	0	0
120	LONGEVITY	6,655	11,760	11,760	11,760	13,245	13,245	13,245
199	OVERTIME	84,702	80,834	100,000	113,509	100,000	100,000	100,000
	TOTAL 100'S	\$801,729	\$916,126	\$1,000,570	\$853,181	\$1,006,889	\$1,006,889	\$1,006,889
210	EQUIPMENT	\$17,109	\$24,549	\$25,000	\$24,682	\$25,000	\$25,000	\$25,000
220	VEHICLES	0	78,917	100,000	289,149	100,000	100,000	100,000
225	TESTING EQUIPMENT	0	600	0	500	0	0	0
251	METERS	29,391	18,246	50,000	33,246	50,000	50,000	50,000
201	CAPITAL IMPROVEMENTS	0	0	0	0	0	0	0
	TOTAL 200'S	\$46,501	\$122,311	\$175,000	\$347,577	\$175,000	\$175,000	\$175,000
411	HEATING FUEL	9,852	5,106	12,863	9,105	12,000	12,000	12,000
412	FUEL OIL/GASOLINE	15,980	11,567	10,000	14,705	15,000	15,000	15,000
413	SUPPLIES & MISC.	45,845	16,216	50,000	49,979	50,000	50,000	50,000
414	AUTO PARTS	21,357	22,521	35,000	27,499	35,000	35,000	35,000
416	UNIFORMS	2,748	418	3,000	5,279	3,000	3,000	3,000
420	MAINTENANCE MATERIALS	101,327	82,099	55,000	106,804	57,717	57,717	57,717
421	TELEPHONE	14,392	15,059	17,000	15,455	17,000	17,000	17,000
422	LIGHT & POWER	53,925	44,550	50,000	39,220	50,000	50,000	50,000
423	WATER PURCHASE	3,435,104	4,761,490	3,800,000	4,795,501	4,000,000	4,000,000	4,000,000
434	INSURANCE	19,480	58,512	55,000	55,841	55,000	55,000	55,000
435	TESTING	5,667	3,115	4,000	1,071	4,000	4,000	4,000
440	SERVICE CONTRACTS	137,939	77,930	200,000	101,888	200,000	200,000	200,000
443	BUILDING MAINTENANCE	2,192	1,509	5,000	221	5,000	5,000	5,000
444	EQUIPMENT MAINTENANCE	9,046	1,363	4,000	136	4,000	4,000	4,000
451	MAP PREPARATION	0	0	0	0	0	0	0
463	EDUCATION & CONVENTION	5,017	1,012	3,500	1,310	3,500	3,500	3,500
464	AUTOMOBILE	0	0	2,000	0	0	0	0
484	TRANSFER TO JOINT WATER WORKS	573,724	657,120	700,000	700,000	700,000	700,000	700,000
	TOTAL 400'S	\$4,453,594	\$5,759,586	\$5,006,363	\$5,924,015	\$5,211,217	\$5,211,217	\$5,211,217
	<u>TOTAL WATER DISTRIBUTION</u>	<u>\$5,301,823</u>	<u>\$6,798,022</u>	<u>\$6,181,933</u>	<u>\$7,124,773</u>	<u>\$6,393,106</u>	<u>\$6,393,106</u>	<u>\$6,393,106</u>

TOWN OF CORTLANDT - ADOPTED BUDGET  
FISCAL YEAR 2022

POSITION LISTING - SALARY SCHEDULE

FUND / DEPARTMENT	2020	2021	2021	2022	NUMBER OF EMPLOYEES		
	BUDGET	BUDGET	PROJECTED	ADOPTED	2020	2021	2022
41.8340 CONSOLIDATED WATER DISTRICT							
DEPUTY DIRECTOR DES	95,100	97,335	102,169	102,169	1	1	1
MAINTENANCE FOREMAN	91,246	104,446	104,446	104,446	1	1	1
WATER/ SEWER MAINT. II	237,195	249,834	166,538	249,834	3	3	3
WATER MAINT. II	79,065	83,278	0	83,278	1	1	1
METER READER	60,869	64,102	0	64,102	1	1	1
MEO	77,164	81,277	229,450	81,277	1	1	1
LABORER	145,804	153,538	54,559	153,538	2	2	2
SENIOR ACCT CLERK	0	0	0	0	0	0	0
INT. CLERK	0	0	0	0	0	0	0
PROF. SVCS. CCWD	20,000	20,000	20,000	20,000	0	0	0
TOTAL	\$806,443	\$853,810	\$677,162	\$858,644	10.0	10.0	10.0

TOWN OF CORTLANDT - ADOPTED BUDGET

FISCAL YEAR 2022

FUND - 41 CONSOLIDATED WATER DISTRICT  
DEPT - 9000 EMPLOYEE BENEFITS

<u>EXPENDITURE DESCRIPTION</u>	<u>ACTUAL EXPENSES</u>		<u>2021 BUDGET</u>		<u>2022 BUDGET</u>		
	<u>2019</u>	<u>2020</u>	<u>ADOPTED</u>	<u>PROJECTED</u>	<u>REQUEST</u>	<u>PROPOSED</u>	<u>ADOPTED</u>
9010.805 STATE RETIREMENT	\$102,188	\$93,618	\$110,000	\$110,000	\$110,000	\$110,000	\$110,000
9030.810 SOCIAL SECURITY	58,892	66,626	75,000	62,492	75,000	75,000	75,000
9040.815 WORKMAN'S COMPENSATION	90,000	90,000	90,000	90,000	90,000	90,000	90,000
9045.820 LIFE INSURANCE	1,129	1,099	1,500	1,197	1,500	1,500	1,500
9050.825 UNEMPLOYMENT INSURANCE	0	0	1,000	0	1,000	1,000	1,000
9060.830 HEALTH INSURANCE	398,679	360,217	445,000	347,485	445,000	445,000	445,000
9070.835 DENTAL INSURANCE	26,004	26,608	35,000	30,945	35,000	35,000	35,000
<u>TOTAL: EMPLOYEE BENEFITS</u>	<u>\$676,892</u>	<u>\$638,168</u>	<u>\$757,500</u>	<u>\$642,117</u>	<u>\$757,500</u>	<u>\$757,500</u>	<u>\$757,500</u>

TOWN OF CORTLANDT - ADOPTED BUDGET

FISCAL YEAR 2022

FUND - 41 CONSOLIDATED WATER DISTRICT  
 DEPT - 9500 INTERFUND TRANSFERS

<u>EXPENDITURE DESCRIPTION</u>	<u>ACTUAL EXPENSES</u>		<u>2021 BUDGET</u>		<u>2022 BUDGET</u>		
	<u>2019</u>	<u>2020</u>	<u>ADOPTED</u>	<u>PROJECTED</u>	<u>REQUEST</u>	<u>PROPOSED</u>	<u>ADOPTED</u>
9510 GENERAL FUND							
9510.911 DATA PROCESSING	25,000	25,000	25,000	25,000	25,000	25,000	25,000
9510.912 POSTAGE	25,000	25,000	25,000	25,000	25,000	25,000	25,000
<u>TOTAL: INTERFUND TRANSFERS</u>	<u>\$50,000</u>	<u>\$50,000</u>	<u>\$50,000</u>	<u>\$50,000</u>	<u>\$50,000</u>	<u>\$50,000</u>	<u>\$50,000</u>

TOWN OF CORTLANDT - ADOPTED BUDGET

FISCAL YEAR 2022

FUND - 41 CONSOLIDATED WATER DISTRICT  
DEPT - 9700 DEBT SERVICE

<u>EXPENDITURE DESCRIPTION</u>	<u>ACTUAL EXPENSES</u>		<u>2021 BUDGET</u>		<u>2022 BUDGET</u>		
	<u>2019</u>	<u>2020</u>	<u>ADOPTED</u>	<u>PROJECTED</u>	<u>REQUEST</u>	<u>PROPOSED</u>	<u>ADOPTED</u>
9710 SERIAL BONDS							
9710.610 PRINCIPAL	193,371	178,371	171,659	171,659	172,777	172,777	172,777
9710.710 INTEREST	42,440	100,541	103,149	103,149	95,918	95,918	95,918
<u>TOTAL SERIAL BONDS</u>	<u>\$235,811</u>	<u>\$278,911</u>	<u>\$274,808</u>	<u>\$274,808</u>	<u>\$268,695</u>	<u>\$268,695</u>	<u>\$268,695</u>
9730 BOND ANTICIPATION NOTES							
9730.610 PRINCIPAL	0	0	0	0	0	0	0
9730.710 INTEREST	64,500	0	0	0	0	0	0
<u>TOTAL BANS</u>	<u>\$64,500</u>	<u>\$0</u>	<u>\$0</u>	<u>\$0</u>	<u>\$0</u>	<u>\$0</u>	<u>\$0</u>
9785 INSTALLMENT PURCHASES							
9785.610 PRINCIPAL	\$0	\$0	\$0	\$0	\$0	\$0	\$0
9785.710 INTEREST	0	0	0	0	0	0	0
<u>TOTAL INSTALLMENT PURCHASES</u>	<u>\$0</u>	<u>\$0</u>	<u>\$0</u>	<u>\$0</u>	<u>\$0</u>	<u>\$0</u>	<u>\$0</u>
<u>TOTAL APPROPRIATIONS</u>	<u>\$6,442,260</u>	<u>\$7,808,849</u>	<u>\$7,414,401</u>	<u>\$8,141,858</u>	<u>\$7,619,461</u>	<u>\$7,619,461</u>	<u>\$7,619,461</u>



**THIS PAGE INTENTIONALLY LEFT BLANK**

TOWN OF CORTLANDT - ADOPTED BUDGET

FISCAL YEAR 2022

FUND - 41 CONSOLIDATED WATER DISTRICT  
DEPT - 980 REVENUES

<u>REVENUE DESCRIPTION</u>	<u>ACTUAL REVENUES</u>		<u>2021 BUDGET</u>		<u>2022 BUDGET</u>	
	<u>2019</u>	<u>2020</u>	<u>ADOPTED</u>	<u>PROJECTED</u>	<u>PROPOSED</u>	<u>ADOPTED</u>
<u>PROPERTY TAXES</u>						
1001 REAL PROPERTY TAXES	\$1,064,564	\$1,016,548	\$1,008,902	\$1,008,902	\$1,004,643	\$1,004,643
SUB-TOTAL	\$1,064,564	\$1,016,548	\$1,008,902	\$1,008,902	\$1,004,643	\$1,004,643
<u>DEPARTMENTAL REVENUE</u>						
2140 METERED WATER SALES	\$6,433,407	\$6,554,355	\$5,900,000	\$6,500,000	\$6,100,000	\$6,100,000
2142 UNMETERED WATER SALES	0	0	0	0	0	0
2144 WATER SERVICE CHARGES	15,875	23,350	6,394	18,780	16,213	16,213
SUB-TOTAL	\$6,449,282	\$6,577,705	\$5,906,394	\$6,518,780	\$6,116,213	\$6,116,213
<u>OTHER REVENUES &amp; CREDITS</u>						
2148 INTEREST & PENALTIES	\$139,082	\$177,915	\$100,000	\$100,000	\$139,500	\$139,500
2401 INTEREST INCOME	19,755	3,406	2,500	2,500	2,500	2,500
2377 MONTROSE IMPROVEMENT DIST.	61,724	25,978	25,605	25,605	25,605	25,605
9000 UNEXPENDED BALANCE	0	-	85,000	85,000	85,000	85,000
SUB-TOTAL	\$220,561	\$207,298	\$213,105	\$213,105	\$252,605	\$252,605
<u>UNBUDGETED REVENUES</u>						
2410 RENTAL OF PROPERTY	\$172,098	\$166,585	\$130,000	\$130,000	\$100,000	\$100,000
2665 SALE OF EQUIPMENT	0	0	0	0	0	0
2680 INSURANCE RECOVERIES	3,472	0	0	0	0	0
2701 REFUND PRIOR YEAR EXPENDITURE	0	0	0	0	0	0
2770 UNCLASSIFIED REVENUES	444	460	10,000	100	0	0
SUB-TOTAL	\$176,015	\$167,045	\$140,000	\$130,100	\$100,000	\$100,000

TOWN OF CORTLANDT - ADOPTED BUDGET

FISCAL YEAR 2022

FUND - 41 CONSOLIDATED WATER DISTRICT  
DEPT - 980 REVENUES

<u>REVENUE DESCRIPTION</u>	<u>ACTUAL REVENUES</u>		<u>2021 BUDGET</u>		<u>2022 BUDGET</u>	
	<u>2019</u>	<u>2020</u>	<u>ADOPTED</u>	<u>ADOPTED</u>	<u>PROPOSED</u>	<u>ADOPTED</u>
<u>INTERFUND REVENUES</u>						
2800.70 EMERY RIDGE SEWER	\$10,000	\$10,000	\$10,000	\$10,000	\$10,000	\$10,000
2800.74 LAFAYETTE SEWER	8,500	8,500	8,500	8,500	8,500	8,500
2800.76 HOLLOWBROOK SEWER	3,000	3,000	3,000	3,000	3,000	3,000
2800.79 SKYTOP SEWER	2,000	2,000	2,000	2,000	2,000	2,000
2800.80 CONKLIN PARK SEWER	1,000	1,000	1,000	1,000	1,000	1,000
2800.81 FAWN RIDGE SEWER	10,000	10,000	10,000	10,000	10,000	10,000
2800.88 COUNTRY WOODS SEWER	1,500	1,500	1,500	1,500	1,500	1,500
2800.94 RED OAKS SEWER	25,000	25,000	25,000	25,000	25,000	25,000
2800.99 DEBT SERVICE	0	0	85,000	85,000	85,000	85,000
2800.98 CAPITAL FUND	0	0	0	0	0	0
SUB-TOTAL	\$61,000	\$61,000	\$146,000	\$146,000	\$146,000	\$146,000
5060 FEDERAL DISASTER ASSISTANCE	\$0	\$0	0	0	0	0
<u>TOTAL REVENUES C.W.D.</u>	<u>\$7,971,422</u>	<u>\$8,029,596</u>	<u>\$7,414,401</u>	<u>\$8,016,887</u>	<u>\$7,619,461</u>	<u>\$7,619,461</u>
ASSESSED VALUATION	<u>\$65,643,274</u>	<u>\$65,742,348</u>	<u>\$65,574,693</u>	<u>\$65,574,693</u>	<u>\$65,759,701</u>	<u>\$65,759,701</u>
TAX RATE PER \$1,000 A.V.	<u>\$16.21</u>	<u>\$15.46</u>	<u>\$15.37</u>	<u>\$15.37</u>	<u>\$15.28</u>	<u>\$15.28</u>





**THIS PAGE INTENTIONALLY LEFT BLANK**

TOWN OF CORTLANDT - ADOPTED BUDGET

FISCAL YEAR 2022

FUND - 59 DICKERSON POND SEWER DISTRICT  
DEPT - 8130 MAINTENANCE

EXPENDITURE DESCRIPTION	ACTUAL EXPENSES		2021 BUDGET		2022 BUDGET	
	2019	2020	ADOPTED	PROJECTED	PROPOSED	ADOPTED
413 SUPPLIES & MISC	\$0	\$0	\$4,400	\$2,000	\$400	\$400
417 CHEMICALS	0	0	22,000	26,019	23,000	23,000
421 TELEPHONE	0	0	0	2,738	3,000	3,000
422 LIGHT & POWER	0	0	42,900	30,571	42,900	42,900
423 WATER PURCHASES	0	0	1,000	1,000	1,000	1,000
435 TESTING	0	0	3,000	1,075	3,000	3,000
440 SERVICE CONTRACTS	0	0	56,800	57,298	56,800	56,800
444 MAINTENANCE	0	0	16,700	12,121	16,700	16,700
446 SLUDGE HANDLING & REMOVAL	0	0	27,500	62,688	50,000	50,000
453 PROFESSIONAL SERVICES	0	0	5,500	0	4,400	4,400
485 BOND ISSUANCE EXPENSE	0	0	27,780	0	27,780	27,780
TOTAL 400'S	\$0	\$0	\$207,580	\$195,510	\$228,980	\$228,980
TOTAL: MAINTENANCE	\$0	\$0	\$207,580	\$195,510	\$228,980	\$228,980
9730.610 BAN PRINCIPAL	0	0	114,000	40,000	70,000	70,000
9730.710 BAN INTEREST	0	0	5,300	38,000	27,900	27,900
TOTAL BOND ANTICIPATION NOTES	0	0	119,300	78,000	97,900	97,900
910 TRANSFER FOR RESERVE	\$0	\$0	\$0	\$0	\$0	\$0
TOTAL TRANSFERS	\$0	\$0	\$0	\$0	\$0	\$0
<u>TOTAL APPROPRIATIONS</u>	<u>\$0</u>	<u>\$0</u>	<u>\$326,880</u>	<u>\$273,510</u>	<u>\$326,880</u>	<u>\$326,880</u>

FUND - 59 DICKERSON POND SEWER DISTRICT  
DEPT - 980 REVENUES

REVENUE DESCRIPTION	ACTUAL REVENUES		2021 BUDGET		2022 BUDGET	
	2019	2020	ADOPTED	PROJECTED	PROPOSED	ADOPTED
2120 SEWER RENTS	\$0	\$0	\$326,880	\$312,037	\$314,880	\$314,880
2128 SEWER PENALTIES	0	0	0	5,688	12,000	12,000
2401 INTERST AND EARNINGS	0	0	0	0	0	0
9000 UNEXPENDED BALANCE	0	0	0	0	0	0
<u>TOTAL REVENUES</u>	<u>\$0</u>	<u>\$0</u>	<u>\$326,880</u>	<u>\$317,725</u>	<u>\$326,880</u>	<u>\$326,880</u>
ASSESSMENT UNITS (PHASES 1&2)	0	0	81	81	81	81
(PHASES 3&4)			149	149	149	149
SEWER RATE PER 1 A.U. (PHASES 1&2)	\$0	\$0	\$1,140	\$1,140	\$1,140	\$1,140
(PHASES 3&4)			\$1,440	\$1,440	\$1,440	\$1,440

TOWN OF CORTLANDT - ADOPTED BUDGET

FISCAL YEAR 2022

FUND - 58 CORTLANDT BLVD EAST SEWER IMP AREA  
DEPT - 8130 MAINTENANCE

<u>EXPENDITURE DESCRIPTION</u>	<u>ACTUAL EXPENSES</u>		<u>2021 BUDGET</u>		<u>2022 BUDGET</u>	
	<u>2019</u>	<u>2020</u>	<u>ADOPTED</u>	<u>PROJECTED</u>	<u>PROPOSED</u>	<u>ADOPTED</u>
422 LIGHT & POWER	\$0	\$0	\$1,500	\$0	\$1,500	\$1,500
444 MAINTENANCE	0	0	10,000	0	10,000	10,000
485 BOND ISSUANCE EXPENSE	0	0	2,500	0	2,500	2,500
<b>TOTAL 400'S</b>	<b>\$0</b>	<b>\$0</b>	<b>\$14,000</b>	<b>\$0</b>	<b>\$14,000</b>	<b>\$14,000</b>
<b>TOTAL MAINTENANCE</b>	<b>\$0</b>	<b>\$0</b>	<b>\$14,000</b>	<b>\$0</b>	<b>\$14,000</b>	<b>\$14,000</b>
9730.610 BAN PRINCIPAL	0	0	0	0	0	0
9730.710 BAN INTEREST	0	0	0	0	0	0
<b>TOTAL BOND ANTICIPATION NOTES</b>	<b>0</b>	<b>0</b>	<b>0</b>	<b>0</b>	<b>0</b>	<b>0</b>
910 TRANSFER FOR RESERVE	\$0	\$0	\$10,000	\$0	\$10,000	\$10,000
<b>TOTAL TRANSFERS</b>	<b>\$0</b>	<b>\$0</b>	<b>\$10,000</b>	<b>\$0</b>	<b>\$10,000</b>	<b>\$10,000</b>
<b><u>TOTAL APPROPRIATIONS</u></b>	<b><u>\$0</u></b>	<b><u>\$0</u></b>	<b><u>\$24,000</u></b>	<b><u>\$0</u></b>	<b><u>\$24,000</u></b>	<b><u>\$24,000</u></b>

FUND - 61 CORTLANDT CROSSING WEST SEWER DISTRICT  
DEPT - 980 REVENUES

<u>REVENUE DESCRIPTION</u>	<u>ACTUAL REVENUES</u>		<u>2021 BUDGET</u>		<u>2022 BUDGET</u>	
	<u>2019</u>	<u>2020</u>	<u>ADOPTED</u>	<u>PROJECTED</u>	<u>PROPOSED</u>	<u>ADOPTED</u>
2120 SEWER RENTS	\$0	\$0	\$24,000	\$0	\$24,000	\$24,000
2128 SEWER PENALTIES	0	0	0	0	0	0
2401 INTERST AND EARNINGS	0	0	0	0	0	0
9000 UNEXPENDED BALANCE	0	0	0	0	0	0
<b><u>TOTAL REVENUES</u></b>	<b><u>\$0</u></b>	<b><u>\$0</u></b>	<b><u>\$24,000</u></b>	<b><u>\$0</u></b>	<b><u>\$24,000</u></b>	<b><u>\$24,000</u></b>
ASSESSMENT UNITS	0.00	0.00	0.00	0.00	0.00	0.00
SEWER RATE PER 1 A.U.	\$0.00	\$0.00	\$0.00	\$0.00	\$0.00	\$0.00

TOWN OF CORTLANDT - ADOPTED BUDGET

FISCAL YEAR 2022

FUND - 60 CORTLANDT BLVD CENTRAL SEWER IMP AREA  
DEPT - 8130 MAINTENANCE

<u>EXPENDITURE DESCRIPTION</u>	<u>ACTUAL EXPENSES</u>		<u>2021 BUDGET</u>		<u>2022 BUDGET</u>	
	<u>2019</u>	<u>2020</u>	<u>ADOPTED</u>	<u>PROJECTED</u>	<u>PROPOSED</u>	<u>ADOPTED</u>
422 LIGHT & POWER	\$0	\$0	\$2,000	\$6,111	\$6,180	\$6,180
444 MAINTENANCE	0	0	19,180	0	15,000	15,000
485 BOND ISSUANCE EXPENSE	0	0	10,000	0	10,000	10,000
TOTAL 400'S	\$0	\$0	\$31,180	\$6,111	\$31,180	\$31,180
TOTAL: MAINTENANCE	\$0	\$0	\$31,180	\$6,111	\$31,180	\$31,180
9730.610 BAN PRINCIPAL	0	0	140,000	60,000	100,000	100,000
9730.710 BAN INTEREST	0	0	7,811	56,000	41,100	41,100
TOTAL BOND ANTICIPATION NOTES	0	0	147,811	116,000	141,100	141,100
910 TRANSFER FOR RESERVE	\$0	\$0	\$10,000	\$0	\$10,000	\$10,000
TOTAL TRANSFERS	\$0	\$0	\$10,000	\$0	\$10,000	\$10,000
<u>TOTAL APPROPRIATIONS</u>	<u>\$0</u>	<u>\$0</u>	<u>\$188,991</u>	<u>\$122,111</u>	<u>\$182,280</u>	<u>\$182,280</u>

FUND - 60 CORTLANDT CROSSING CENTRAL SEWER DISTRICT  
DEPT - 980 REVENUES

<u>REVENUE DESCRIPTION</u>	<u>ACTUAL REVENUES</u>		<u>2021 BUDGET</u>		<u>2022 BUDGET</u>	
	<u>2019</u>	<u>2020</u>	<u>ADOPTED</u>	<u>PROJECTED</u>	<u>PROPOSED</u>	<u>ADOPTED</u>
2120 SEWER RENTS	\$0	\$0	\$188,991	\$172,820	\$172,820	\$172,820
2128 SEWER PENALTIES	0	0	0	8,300	9,460	9,460
2401 INTERST AND EARNINGS	0	0	0	0	0	0
9000 UNEXPENDED BALANCE	0	0	0	0	0	0
<u>TOTAL REVENUES</u>	<u>\$0</u>	<u>\$0</u>	<u>\$188,991</u>	<u>\$181,120</u>	<u>\$182,280</u>	<u>\$182,280</u>
ASSESSMENT UNITS	0.00	0.00	338.50	338.50	338.50	338.50
SEWER RATE PER 1 A.U.	\$0.00	\$0.00	\$336.94	\$336.94	\$336.94	\$336.94

TOWN OF CORTLANDT - ADOPTED BUDGET

FISCAL YEAR 2022

FUND - 61 CORTLANDT BLVD WEST SEWER IMP AREA  
DEPT - 8130 MAINTENANCE

<u>EXPENDITURE</u>	<u>DESCRIPTION</u>	<u>ACTUAL EXPENSES</u>		<u>2021 BUDGET</u>		<u>2022 BUDGET</u>	
		<u>2019</u>	<u>2020</u>	<u>ADOPTED</u>	<u>PROJECTED</u>	<u>PROPOSED</u>	<u>ADOPTED</u>
422	LIGHT & POWER	\$0	\$0	\$2,300	\$3,602	\$2,300	\$2,300
444	MAINTENANCE	0	0	22,765	0	22,765	22,765
485	BOND ISSUANCE EXPENSE	0	0	10,000	0	10,000	10,000
	<b>TOTAL 400'S</b>	<b>\$0</b>	<b>\$0</b>	<b>\$35,065</b>	<b>\$3,602</b>	<b>\$35,065</b>	<b>\$35,065</b>
	<b>TOTAL MAINTENANCE</b>	<b>\$0</b>	<b>\$0</b>	<b>\$35,065</b>	<b>\$3,602</b>	<b>\$35,065</b>	<b>\$35,065</b>
9730.610	BAN PRINCIPAL	0	0	145,000	100,000	110,000	110,000
9730.710	BAN INTEREST	0	0	7,848	58,000	42,000	42,000
	<b>TOTAL BOND ANTICIPATION NOTES</b>	<b>0</b>	<b>0</b>	<b>152,848</b>	<b>158,000</b>	<b>152,000</b>	<b>152,000</b>
910	TRANSFER FOR RESERVE	\$0	\$0	\$10,000	\$0	\$0	\$0
	<b>TOTAL TRANSFERS</b>	<b>\$0</b>	<b>\$0</b>	<b>\$10,000</b>	<b>\$0</b>	<b>\$0</b>	<b>\$0</b>
	<b><u>TOTAL APPROPRIATIONS</u></b>	<b><u>\$0</u></b>	<b><u>\$0</u></b>	<b><u>\$197,913</u></b>	<b><u>\$161,602</u></b>	<b><u>\$187,065</u></b>	<b><u>\$187,065</u></b>

FUND - 61 CORTLANDT CROSSING WEST SEWER DISTRICT  
DEPT - 980 REVENUES

<u>REVENUE</u>	<u>DESCRIPTION</u>	<u>ACTUAL REVENUES</u>		<u>2021 BUDGET</u>		<u>2022 BUDGET</u>	
		<u>2019</u>	<u>2020</u>	<u>ADOPTED</u>	<u>PROJECTED</u>	<u>PROPOSED</u>	<u>ADOPTED</u>
2120	SEWER RENTS	\$0	\$0	\$197,913	\$174,200	\$174,200	\$174,200
2128	SEWER PENALTIES	0	0	0	5,000	12,865	12,865
2401	INTERST AND EARNINGS	0	0	0	0	0	0
9000	UNEXPENDED BALANCE	0	0	0	0	0	0
	<b><u>TOTAL REVENUES</u></b>	<b><u>\$0</u></b>	<b><u>\$0</u></b>	<b><u>\$197,913</u></b>	<b><u>\$179,200</u></b>	<b><u>\$187,065</u></b>	<b><u>\$187,065</u></b>
	ASSESSMENT UNITS	0.00	0.00	517.00	517.00	517.00	517.00
	SEWER RATE PER 1 A.U.	\$0.00	\$0.00	\$336.94	\$336.94	\$336.94	\$336.94

TOWN OF CORTLANDT - ADOPTED BUDGET

FISCAL YEAR 2022

FUND - 62 SUNSET RIDGE DRAINAGE DISTRICT  
DEPT - 8790 DRAINAGE

<u>EXPENDITURE DESCRIPTION</u>	<u>ACTUAL EXPENSES</u>		<u>2021 BUDGET</u>		<u>2022 BUDGET</u>	
	<u>2019</u>	<u>2020</u>	<u>ADOPTED</u>	<u>PROJECTED</u>	<u>PROPOSED</u>	<u>ADOPTED</u>
444 MAINTENANCE	\$0	\$0	\$500	\$0	\$500	\$500
TOTAL 400'S	\$0	\$0	\$500	\$0	\$500	\$500
<u>TOTAL MAINTENANCE</u>	<u>\$0</u>	<u>\$0</u>	<u>\$500</u>	<u>\$0</u>	<u>\$500</u>	<u>\$500</u>

FUND - 62 SUNSET RIDGE DRAINAGE DISTRICT  
DEPT - 980 REVENUES

<u>REVENUE DESCRIPTION</u>	<u>ACTUAL REVENUES</u>		<u>2021 BUDGET</u>		<u>2022 BUDGET</u>	
	<u>2019</u>	<u>2020</u>	<u>ADOPTED</u>	<u>PROJECTED</u>	<u>PROPOSED</u>	<u>ADOPTED</u>
1001 REAL PROPERTY TAXES	\$500	\$500	\$500	\$500	\$500	\$500
2401 INTEREST INCOME	0	0	0	0	0	0
9000 UNEXPENDED BALANCE	0	0	0	0	0	0
<u>TOTAL REVENUES</u>	<u>\$500</u>	<u>\$500</u>	<u>\$500</u>	<u>\$500</u>	<u>\$500</u>	<u>\$500</u>
ASSESSED VALUATION	\$54,350	\$54,350	\$54,350	\$54,350	\$54,350	\$54,350
TAX RATE PER \$1,000 A.V.	\$9.20	\$9.20	\$9.20	\$9.20	\$9.20	\$9.20

TOWN OF CORTLANDT - ADOPTED BUDGET

FISCAL YEAR 2022

FUND - 63 CONKLIN PARK EAST SEWER DISTRICT  
DEPT - 8130 MAINTENANCE

<u>EXPENDITURE</u>	<u>DESCRIPTION</u>	<u>ACTUAL EXPENSES</u>		<u>2021 BUDGET</u>		<u>2022 BUDGET</u>	
		<u>2019</u>	<u>2020</u>	<u>ADOPTED</u>	<u>PROJECTED</u>	<u>PROPOSED</u>	<u>ADOPTED</u>
444	MAINTENANCE	\$0	\$0	\$3,000	\$0	\$3,000	\$3,000
9720.610	STATUTORY BONDS PRINCIPAL	4,615	0	0	0	0	0
9720.710	STATUTORY BONDS INTEREST	175	0	0	0	0	0
	TOTAL 400'S	\$4,790	\$0	\$3,000	\$0	\$3,000	\$3,000
	<u>TOTAL MAINTENANCE</u>	<u>\$4,790</u>	<u>\$0</u>	<u>\$3,000</u>	<u>\$0</u>	<u>\$3,000</u>	<u>\$3,000</u>

FUND - 63 CONKLIN PARK EAST SEWER DISTRICT  
DEPT - 980 REVENUES

<u>REVENUE</u>	<u>DESCRIPTION</u>	<u>ACTUAL REVENUES</u>		<u>2021 BUDGET</u>		<u>2022 BUDGET</u>	
		<u>2019</u>	<u>2020</u>	<u>ADOPTED</u>	<u>PROJECTED</u>	<u>PROPOSED</u>	<u>ADOPTED</u>
1001	REAL PROPERTY TAXES	\$4,791	\$3,004	\$3,000	\$3,004	\$3,000	\$3,000
2122	SEWER CHARGES	\$68	\$43	\$0	\$0	\$0	\$0
2401	INTEREST INCOME	325	0	0	0	0	0
9000	UNEXPENDED BALANCE	0	0	0	0	0	0
	<u>TOTAL REVENUES</u>	<u>\$5,184</u>	<u>\$3,046</u>	<u>\$3,000</u>	<u>\$3,004</u>	<u>\$3,000</u>	<u>\$3,000</u>
	ASSESSED VALUATION	\$465,620	\$462,070	\$462,070	\$462,070	\$461,095	\$461,095
	TAX RATE PER \$1,000 A.V.	\$10.29	\$6.50	\$6.50	\$6.50	\$6.51	\$6.51

TOWN OF CORTLANDT - ADOPTED BUDGET

FISCAL YEAR 2022

FUND - 65 FURNACE DOCK FIRE PROTECTION DISTRICT  
DEPT - 3410 FIRE PROTECTION

<u>EXPENDITURE</u>	<u>DESCRIPTION</u>	<u>ACTUAL EXPENSES</u>		<u>2021 BUDGET</u>		<u>2022 BUDGET</u>	
		<u>2019</u>	<u>2020</u>	<u>ADOPTED</u>	<u>PROJECTED</u>	<u>PROPOSED</u>	<u>ADOPTED</u>
440	SERVICE CONTRACT	\$55,444	\$55,444	\$55,444	\$55,444	\$55,444	\$55,444
	TOTAL 400'S	\$55,444	\$55,444	\$55,444	\$55,444	\$55,444	\$55,444
	<u>TOTAL: FIRE PROTECTION</u>	<u>\$55,444</u>	<u>\$55,444</u>	<u>\$55,444</u>	<u>\$55,444</u>	<u>\$55,444</u>	<u>\$55,444</u>

FUND - 65 FURNACE DOCK FIRE PROTECTION DISTRICT  
DEPT - 980 REVENUES

<u>REVENUE</u>	<u>DESCRIPTION</u>	<u>ACTUAL REVENUES</u>		<u>2021 BUDGET</u>		<u>2022 BUDGET</u>	
		<u>2019</u>	<u>2020</u>	<u>ADOPTED</u>	<u>PROJECTED</u>	<u>PROPOSED</u>	<u>ADOPTED</u>
1001	REAL PROPERTY TAXES	\$55,445	\$55,445	\$55,444	\$55,456	\$55,444	\$55,444
2401	INTEREST INCOME	1,300	0	0	0	0	0
9000	UNEXPENDED BALANCE	0	0	0	0	0	0
	<u>TOTAL REVENUES</u>	<u>\$56,745</u>	<u>\$55,445</u>	<u>\$55,444</u>	<u>\$55,456</u>	<u>\$55,444</u>	<u>\$55,444</u>
	ASSESSED VALUATION	\$1,388,667	\$1,356,653	\$1,356,653	\$1,356,653	\$1,346,070	\$1,346,070
	TAX RATE PER \$1,000 A.V.	\$39.93	\$40.87	\$40.99	\$40.99	\$41.19	\$41.19



TOWN OF CORTLANDT - ADOPTED BUDGET

FISCAL YEAR 2022

FUND - 66 MT. AIRY FIRE PROTECTION DISTRICT  
DEPT - 3410 FIRE PROTECTION

<u>EXPENDITURE DESCRIPTION</u>	<u>ACTUAL EXPENSES</u>		<u>2021 BUDGET</u>		<u>2022 BUDGET</u>	
	<u>2019</u>	<u>2020</u>	<u>ADOPTED</u>	<u>PROJECTED</u>	<u>PROPOSED</u>	<u>ADOPTED</u>
440 SERVICE CONTRACT	\$409,309	\$413,578	\$419,004	\$413,578	\$419,004	\$419,004
TOTAL 400'S	\$409,309	\$413,578	\$419,004	\$413,578	\$419,004	\$419,004
<u>TOTAL: FIRE PROTECTION</u>	<u>\$409,309</u>	<u>\$413,578</u>	<u>\$419,004</u>	<u>\$413,578</u>	<u>\$419,004</u>	<u>\$419,004</u>

FUND - 66 MT. AIRY FIRE PROTECTION DISTRICT  
DEPT - 980 REVENUES

<u>REVENUE DESCRIPTION</u>	<u>ACTUAL REVENUES</u>		<u>2021 BUDGET</u>		<u>2022 BUDGET</u>	
	<u>2019</u>	<u>2020</u>	<u>ADOPTED</u>	<u>PROJECTED</u>	<u>PROPOSED</u>	<u>ADOPTED</u>
1001 REAL PROPERTY TAXES	\$428,550	\$413,614	\$419,004	\$419,004	\$419,004	\$419,004
2401 INTEREST INCOME	3,745	0	0	0	0	0
9000 UNEXPENDED BALANCE	0	0	0	0	0	0
<u>TOTAL REVENUES</u>	<u>\$432,295</u>	<u>\$413,614</u>	<u>\$419,004</u>	<u>\$419,004</u>	<u>\$419,004</u>	<u>\$419,004</u>
ASSESSED VALUATION	\$6,668,394	\$6,646,469	\$6,628,309	\$6,628,309	\$6,573,464	\$6,573,464
TAX RATE PER \$1,000 A.V.	\$64.27	\$62.24	\$63.22	\$63.22	\$63.75	\$63.75

TOWN OF CORTLANDT - ADOPTED BUDGET

FISCAL YEAR 2022

FUND - 68 CONTINENTAL VILLAGE FIRE PROTECTION DISTRICT  
DEPT - 3410 FIRE PROTECTION

<u>EXPENDITURE DESCRIPTION</u>	<u>ACTUAL EXPENSES</u>		<u>2021 BUDGET</u>		<u>2022 BUDGET</u>	
	<u>2019</u>	<u>2020</u>	<u>ADOPTED</u>	<u>PROJECTED</u>	<u>PROPOSED</u>	<u>ADOPTED</u>
440 SERVICE CONTRACT	\$131,150	\$134,400	\$134,400	\$134,400	\$134,400	\$134,400
800 RETIREMENT	37,000	37,000	37,000	37,000	37,000	37,000
TOTAL 400'S	\$168,150	\$171,400	\$171,400	\$171,400	\$171,400	\$171,400
<u>TOTAL: FIRE PROTECTION</u>	<u>\$168,150</u>	<u>\$171,400</u>	<u>\$171,400</u>	<u>\$171,400</u>	<u>\$171,400</u>	<u>\$171,400</u>

FUND - 68 CONTINENTAL VILLAGE FIRE PROTECTION DISTRICT  
DEPT - 980 REVENUES

<u>REVENUE DESCRIPTION</u>	<u>ACTUAL REVENUES</u>		<u>2021 BUDGET</u>		<u>2022 BUDGET</u>	
	<u>2019</u>	<u>2020</u>	<u>ADOPTED</u>	<u>PROJECTED</u>	<u>PROPOSED</u>	<u>ADOPTED</u>
1001 REAL PROPERTY TAXES	\$173,173	\$171,419	\$171,400	\$171,400	\$171,400	\$171,400
2401 INTEREST INCOME	0	0	0	0	0	0
9000 UNEXPENDED BALANCE	0	0	0	0	0	0
<u>TOTAL REVENUES</u>	<u>\$173,173</u>	<u>\$171,419</u>	<u>\$171,400</u>	<u>\$171,400</u>	<u>\$171,400</u>	<u>\$171,400</u>
ASSESSED VALUATION	\$3,160,750	\$3,148,522	\$3,129,200	\$3,129,200	\$3,117,271	\$3,117,271
TAX RATE PER \$1,000 A.V.	\$54.79	\$54.44	\$54.78	\$54.78	\$54.99	\$54.99

TOWN OF CORTLANDT - ADOPTED BUDGET

FISCAL YEAR 2022

FUND - 69 CORT. CONTINENTAL VILLAGE PARK DISTRICT  
DEPT - 8130 MAINTENANCE

<u>EXPENDITURE DESCRIPTION</u>	<u>ACTUAL EXPENSES</u>		<u>2021 BUDGET</u>		<u>2022 BUDGET</u>	
	<u>2019</u>	<u>2020</u>	<u>ADOPTED</u>	<u>PROJECTED</u>	<u>PROPOSED</u>	<u>ADOPTED</u>
422 LIGHT & POWER	\$0	\$0	\$0	\$0	\$0	\$0
444 MAINTENANCE	0	0	0	0	0	0
TOTAL 400'S	\$0	\$0	\$0	\$0	\$0	\$0
9710.610 BONDS PRINCIPAL	\$4,296	\$4,296	\$3,490	\$4,296	\$3,625	\$3,625
9710.710 BONDS INTEREST	1,782	1,192	1,979	1,645	1,801	1,801
TOTAL SERIAL BONDS	\$6,078	\$5,488	\$5,469	\$5,941	\$5,426	\$5,426
<u>TOTAL APPROPRIATIONS</u>	<u>\$6,078</u>	<u>\$5,488</u>	<u>\$5,469</u>	<u>\$5,941</u>	<u>\$5,426</u>	<u>\$5,426</u>

FUND - 69 CORT. CONTINENTAL VILLAGE PARK DISTRICT  
DEPT - 980 REVENUES

<u>REVENUE DESCRIPTION</u>	<u>ACTUAL REVENUES</u>		<u>2021 BUDGET</u>		<u>2022 BUDGET</u>	
	<u>2019</u>	<u>2020</u>	<u>ADOPTED</u>	<u>PROJECTED</u>	<u>PROPOSED</u>	<u>ADOPTED</u>
1001 REAL PROPERTY TAXES	\$6,078	\$6,078	\$5,469	\$5,469	\$5,426	\$5,426
2401 INTEREST INCOME	44	0	0	0	0	0
9000 UNEXPENDED BALANCE	0	0	0	0	0	0
<u>TOTAL REVENUES</u>	<u>\$6,122</u>	<u>\$6,078</u>	<u>\$5,469</u>	<u>\$5,469</u>	<u>\$5,426</u>	<u>\$5,426</u>
ASSESSED VALUATION	\$1,341,036	\$1,338,895	\$1,335,620	\$1,335,620	\$1,320,559	\$1,320,559
TAX RATE PER \$1,000 A.V.	\$4.53	\$4.44	\$4.09	\$4.09	\$4.11	\$4.11

TOWN OF CORTLANDT - ADOPTED BUDGET

FISCAL YEAR 2022

FUND - 70 EMERY RIDGE SEWER DISTRICT  
DEPT - 8130 MAINTENANCE

EXPENDITURE DESCRIPTION	ACTUAL EXPENSES		2021 BUDGET		2022 BUDGET	
	2019	2020	ADOPTED	PROJECTED	PROPOSED	ADOPTED
422 LIGHT & POWER	\$0	\$0	\$0	\$0	\$0	\$0
444 MAINTENANCE	10,000	10,000	10,000	10,000	10,000	10,000
TOTAL 400'S	\$10,000	\$10,000	\$10,000	\$10,000	\$10,000	\$10,000
9720.610 STATUTORY BONDS PRINCIPAL	\$9,415	\$0	\$0	\$0	\$0	\$0
9720.710 STATUTORY BONDS INTEREST	358	0	0	0	0	0
TOTAL BANS	\$9,773	\$0	\$0	\$0	\$0	\$0
<u>TOTAL APPROPRIATIONS</u>	<u>\$19,773</u>	<u>\$10,000</u>	<u>\$10,000</u>	<u>\$10,000</u>	<u>\$10,000</u>	<u>\$10,000</u>

FUND - 70 EMERY RIDGE SEWER DISTRICT  
DEPT - 980 REVENUES

REVENUE DESCRIPTION	ACTUAL REVENUES		2021 BUDGET		2022 BUDGET	
	2019	2020	ADOPTED	PROJECTED	PROPOSED	ADOPTED
1001 REAL PROPERTY TAXES	\$19,774	\$10,004	\$10,000	\$10,000	\$10,000	\$10,000
2401 INTEREST INCOME	519	0	0	0	0	0
9000 UNEXPENDED BALANCE	0	0	0	0	0	0
<u>TOTAL REVENUES</u>	<u>\$20,293</u>	<u>\$10,004</u>	<u>\$10,000</u>	<u>\$10,000</u>	<u>\$10,000</u>	<u>\$10,000</u>
ASSESSED VALUATION	\$595,409	\$589,649	\$587,774	\$587,774	\$579,489	\$579,489
TAX RATE PER \$1,000 A.V.	\$33.21	\$16.96	\$17.01	\$17.01	\$17.26	\$17.26

TOWN OF CORTLANDT - ADOPTED BUDGET

FISCAL YEAR 2022

FUND - 71 MONTROSE LIGHTING DISTRICT  
DEPT - 5182 LIGHTING

<u>EXPENDITURE DESCRIPTION</u>	<u>ACTUAL EXPENSES</u>		<u>2021 BUDGET</u>		<u>2022 BUDGET</u>	
	<u>2019</u>	<u>2020</u>	<u>ADOPTED</u>	<u>PROJECTED</u>	<u>PROPOSED</u>	<u>ADOPTED</u>
422 ELECTRICITY	\$44,783	\$40,641	\$55,000	\$48,000	\$55,000	\$55,000
444 MAINTENANCE	0	0	0	0	0	0
<b>TOTAL 400'S</b>	<b>\$44,783</b>	<b>\$40,641</b>	<b>\$55,000</b>	<b>\$48,000</b>	<b>\$55,000</b>	<b>\$55,000</b>
9785.610 PRINCIPAL	27,487	27,952	28,809	28,809	29,494	29,494
9785.710 INTEREST	2,558	2,294	1,237	1,237	553	553
<b>TOTAL INSTALLMENT PURCHAS</b>	<b>30,045</b>	<b>30,246</b>	<b>30,046</b>	<b>30,046</b>	<b>30,046</b>	<b>30,046</b>
<b><u>TOTAL LIGHTING</u></b>	<b><u>\$74,828</u></b>	<b><u>\$70,886.20</u></b>	<b><u>\$85,046</u></b>	<b><u>\$78,046</u></b>	<b><u>\$85,046</u></b>	<b><u>\$85,046</u></b>

FUND - 71 MONTROSE LIGHTING DISTRICT  
DEPT - 980 REVENUES

<u>REVENUE DESCRIPTION</u>	<u>ACTUAL REVENUES</u>		<u>2021 BUDGET</u>		<u>2022 BUDGET</u>	
	<u>2019</u>	<u>2020</u>	<u>ADOPTED</u>	<u>PROJECTED</u>	<u>PROPOSED</u>	<u>ADOPTED</u>
1001 REAL PROPERTY TAXES	\$75,026	\$80,068	\$85,046	\$85,046	\$85,046	\$85,046
2401 INTEREST INCOME	1,884	0	0	0	0	0
9000 UNEXPENDED BALANCE	0	0	0	0	0	0
<b><u>TOTAL REVENUES</u></b>	<b><u>\$76,909</u></b>	<b><u>\$80,068</u></b>	<b><u>\$85,046</u></b>	<b><u>\$85,046</u></b>	<b><u>\$85,046</u></b>	<b><u>\$85,046</u></b>
ASSESSED VALUATION	5,753,148	5,719,694	5,726,742	5,726,742	5,730,347	5,730,347
TAX RATE PER \$1,000 A.V.	\$13.04	\$14.00	\$14.86	\$14.86	\$14.85	\$14.85

TOWN OF CORTLANDT - ADOPTED BUDGET

FISCAL YEAR 2022

FUND - 72 VERPLANCK LIGHTING DISTRICT  
DEPT - 5182 LIGHTING

<u>EXPENDITURE</u>	<u>DESCRIPTION</u>	<u>ACTUAL EXPENSES</u>		<u>2021 BUDGET</u>		<u>2022 BUDGET</u>	
		<u>2019</u>	<u>2020</u>	<u>ADOPTED</u>	<u>PROJECTED</u>	<u>PROPOSED</u>	<u>ADOPTED</u>
422	ELECTRICITY	\$15,783	\$13,671	\$15,514	\$13,750	\$15,513	\$15,513
444	MAINTENANCE	0	0	0	0	0	0
	<b>TOTAL 400'S</b>	<b>\$15,783</b>	<b>\$13,671</b>	<b>\$15,514</b>	<b>\$13,750</b>	<b>\$15,513</b>	<b>\$15,513</b>
9785.610	PRINCIPAL	13,253	13,477	13,890	13,890	14,220	14,220
9785.710	INTEREST	1,234	1,106	596	596	266	266
	<b>TOTAL INSTALLMENT PURCHAS</b>	<b>14,486</b>	<b>14,583</b>	<b>14,486</b>	<b>14,486</b>	<b>14,487</b>	<b>14,487</b>
	<b><u>TOTAL LIGHTING</u></b>	<b><u>\$30,269</u></b>	<b><u>\$28,254</u></b>	<b><u>\$30,000</u></b>	<b><u>\$28,236</u></b>	<b><u>\$30,000</u></b>	<b><u>\$30,000</u></b>

FUND - 72 VERPLANCK LIGHTING DISTRICT  
DEPT - 980 REVENUES

<u>REVENUE</u>	<u>DESCRIPTION</u>	<u>ACTUAL REVENUES</u>		<u>2021 BUDGET</u>		<u>2022 BUDGET</u>	
		<u>2019</u>	<u>2020</u>	<u>ADOPTED</u>	<u>PROJECTED</u>	<u>PROPOSED</u>	<u>ADOPTED</u>
1001	REAL PROPERTY TAXES	\$30,021	\$30,024	\$30,000	\$30,000	\$30,000	\$30,000
2401	INTEREST INCOME	548	0	0	0	0	0
9000	UNEXPENDED BALANCE	0	0	0	0	0	0
	<b><u>TOTAL REVENUES</u></b>	<b><u>\$30,569</u></b>	<b><u>\$30,024</u></b>	<b><u>\$30,000</u></b>	<b><u>\$30,000</u></b>	<b><u>\$30,000</u></b>	<b><u>\$30,000</u></b>
	ASSESSED VALUATION	\$3,801,129	\$3,788,447	\$3,794,102	\$3,794,102	\$3,786,577	\$3,786,577
	TAX RATE PER \$1,000 A.V.	\$7.90	\$7.92	\$7.91	\$7.91	\$7.93	\$7.93

TOWN OF CORTLANDT - ADOPTED BUDGET

FISCAL YEAR 2022

FUND - 73 NORTH CORTLANDT LIGHTING DISTRICT  
DEPT - 5182 LIGHTING

<u>EXPENDITURE DESCRIPTION</u>	<u>ACTUAL EXPENSES</u>		<u>2021 BUDGET</u>		<u>2022 BUDGET</u>	
	<u>2019</u>	<u>2020</u>	<u>ADOPTED</u>	<u>PROJECTED</u>	<u>PROPOSED</u>	<u>ADOPTED</u>
422 ELECTRICITY	\$28	\$149	\$600	\$111	\$200	\$200
444 MAINTENANCE	0	0	0	0	0	0
TOTAL 400'S	\$28	\$149	\$600	\$111	\$200	\$200
<u>TOTAL LIGHTING</u>	<u>\$28</u>	<u>\$149</u>	<u>\$600</u>	<u>\$111</u>	<u>\$200</u>	<u>\$200</u>

FUND - 73 NORTH CORTLANDT LIGHTING DISTRICT  
DEPT - 980 REVENUES

<u>REVENUE DESCRIPTION</u>	<u>ACTUAL REVENUES</u>		<u>2021 BUDGET</u>		<u>2022 BUDGET</u>	
	<u>2019</u>	<u>2020</u>	<u>ADOPTED</u>	<u>PROJECTED</u>	<u>PROPOSED</u>	<u>ADOPTED</u>
1001 REAL PROPERTY TAXES	\$0	\$0	\$0	\$0	\$0	\$0
2401 INTEREST INCOME	1,399	0	0	0	0	0
9000 UNEXPENDED BALANCE	0	0	600	600	200	200
<u>TOTAL REVENUES</u>	<u>\$1,399</u>	<u>\$0</u>	<u>\$600</u>	<u>\$600</u>	<u>\$200</u>	<u>\$200</u>
ASSESSED VALUATION	\$903,670	\$895,599	\$895,962	\$895,962	\$896,869	\$896,869
TAX RATE PER \$1,000 A.V.	\$0.00	\$0.00	\$0.00	\$0.00	\$0.00	\$0.00

TOWN OF CORTLANDT - ADOPTED BUDGET

FISCAL YEAR 2022

FUND - 74 LAFAYETTE SEWER DISTRICT  
DEPT - 8130 MAINTENANCE

EXPENDITURE DESCRIPTION	ACTUAL EXPENSES		2021 BUDGET		2022 BUDGET	
	2019	2020	ADOPTED	PROJECTED	PROPOSED	ADOPTED
422 LIGHT & POWER	\$0	\$0	\$6,000	\$6,000	\$6,000	\$6,000
444 MAINTENANCE	8,500	8,500	2,500	2,500	2,500	2,500
TOTAL 400'S	\$8,500	\$8,500	\$8,500	\$8,500	\$8,500	\$8,500
TOTAL MAINTENANCE	\$8,500	\$8,500	\$8,500	\$8,500	\$8,500	\$8,500
9720.610 STATUTORY BONDS PRINCIPAL	14,124	0	0	0	0	0
9720.710 STATUTORY BONDS INTEREST	537	0	0	0	0	0
TOTAL BANS	14,661	0	0	0	0	0
910 TRANSFER FOR RESERVE	\$0	\$0	\$0	\$0	\$0	\$0
TOTAL TRANSFERS	\$0	\$0	\$0	\$0	\$0	\$0
<u>TOTAL APPROPRIATIONS</u>	<u>\$23,161</u>	<u>\$8,500</u>	<u>\$8,500</u>	<u>\$8,500</u>	<u>\$8,500</u>	<u>\$8,500</u>

FUND - 74 LAFAYETTE SEWER DISTRICT  
DEPT - 980 REVENUES

REVENUE DESCRIPTION	ACTUAL REVENUES		2021 BUDGET		2022 BUDGET	
	2019	2020	ADOPTED	PROJECTED	PROPOSED	ADOPTED
1001 REAL PROPERTY TAXES	\$18,164	\$8,507	\$8,500	\$8,500	\$8,500	\$8,500
2122 SEWER CHARGES	\$4,610	\$2,176	\$0	\$0	\$0	\$0
2401 INTEREST INCOME	332	0	0	0	0	0
9000 UNEXPENDED BALANCE	0	0	0	0	0	0
<u>TOTAL REVENUES</u>	<u>\$23,106</u>	<u>\$10,684</u>	<u>\$8,500</u>	<u>\$8,500</u>	<u>\$8,500</u>	<u>\$8,500</u>
ASSESSED VALUATION	\$1,176,297	\$1,169,462	\$1,165,078	\$1,165,078	\$1,164,293	\$1,164,293
TAX RATE PER \$1,000 A.V.	\$15.44	\$7.27	\$7.30	\$7.30	\$7.31	\$7.31



TOWN OF CORTLANDT - ADOPTED BUDGET

FISCAL YEAR 2022

FUND - 75 LAFAYETTE DRAINAGE DISTRICT  
DEPT - 8130 MAINTENANCE

<u>EXPENDITURE DESCRIPTION</u>	<u>ACTUAL EXPENSES</u>		<u>2021 BUDGET</u>		<u>2022 BUDGET</u>	
	<u>2019</u>	<u>2020</u>	<u>ADOPTED</u>	<u>PROJECTED</u>	<u>PROPOSED</u>	<u>ADOPTED</u>
444 MAINTENANCE	\$1,500	\$1,500	\$1,500	\$1,500	\$1,500	\$1,500
TOTAL 400'S	\$1,500	\$1,500	\$1,500	\$1,500	\$1,500	\$1,500
TOTAL: MAINTENANCE	\$1,500	\$1,500	\$1,500	\$1,500	\$1,500	\$1,500
910 TRANSFER FOR RESERVE	\$0	\$0	\$0	\$0	\$0	\$0
TOTAL TRANSFERS	\$0	\$0	\$0	\$0	\$0	\$0
<u>TOTAL APPROPRIATIONS</u>	<u>\$1,500</u>	<u>\$1,500</u>	<u>\$1,500</u>	<u>\$1,500</u>	<u>\$1,500</u>	<u>\$1,500</u>

FUND - 75 LAFAYETTE DRAINAGE DISTRICT  
DEPT - 980 REVENUES

<u>REVENUE DESCRIPTION</u>	<u>ACTUAL REVENUES</u>		<u>2021 BUDGET</u>		<u>2022 BUDGET</u>	
	<u>2019</u>	<u>2020</u>	<u>ADOPTED</u>	<u>PROJECTED</u>	<u>PROPOSED</u>	<u>ADOPTED</u>
1001 REAL PROPERTY TAXES	\$1,507	\$1,503	\$1,500	\$1,500	\$1,500	\$1,500
2401 INTEREST INCOME	79	0	0	0	0	0
9000 UNEXPENDED BALANCE	0	0	0	0	0	0
<u>TOTAL REVENUES</u>	<u>\$1,585</u>	<u>\$1,503</u>	<u>\$1,500</u>	<u>\$1,500</u>	<u>\$1,500</u>	<u>\$1,500</u>
ASSESSED VALUATION	\$1,165,476	\$1,158,770	\$1,154,284	\$1,154,284	\$1,153,308	\$1,153,308
TAX RATE PER \$1,000 A.V.	\$1.29	\$1.30	\$1.30	\$1.30	\$1.31	\$1.31

TOWN OF CORTLANDT - ADOPTED BUDGET

FISCAL YEAR 2022

FUND - 76 HOLLOWBROOK RIDGE SEWER DISTRICT  
DEPT - 8130 MAINTENANCE

<u>EXPENDITURE DESCRIPTION</u>	<u>ACTUAL EXPENSES</u>		<u>2021 BUDGET</u>		<u>2022 BUDGET</u>	
	<u>2019</u>	<u>2020</u>	<u>ADOPTED</u>	<u>PROJECTED</u>	<u>PROPOSED</u>	<u>ADOPTED</u>
444 MAINTENANCE	\$3,000	\$3,000	\$3,000	\$3,000	\$3,000	\$3,000
TOTAL 400'S	\$3,000	\$3,000	\$3,000	\$3,000	\$3,000	\$3,000
TOTAL: MAINTENANCE	\$3,000	\$3,000	\$3,000	\$3,000	\$3,000	\$3,000
910 TRANSFER FOR RESERVE	\$0	\$0	\$0	\$0	\$0	\$0
TOTAL TRANSFERS	\$0	\$0	\$0	\$0	\$0	\$0
<u>TOTAL: APPROPRIATIONS</u>	<u>\$3,000</u>	<u>\$3,000</u>	<u>\$3,000</u>	<u>\$3,000</u>	<u>\$3,000</u>	<u>\$3,000</u>

FUND - 76 HOLLOWBROOK RIDGE SEWER DISTRICT  
DEPT - 980 REVENUES

<u>REVENUE DESCRIPTION</u>	<u>ACTUAL REVENUES</u>		<u>2021 BUDGET</u>		<u>2022 BUDGET</u>	
	<u>2019</u>	<u>2020</u>	<u>ADOPTED</u>	<u>PROJECTED</u>	<u>PROPOSED</u>	<u>ADOPTED</u>
1001 REAL PROPERTY TAXES	\$3,001	\$3,001	\$3,000	\$3,000	\$3,000	\$3,000
2401 INTEREST INCOME	57	0	0	0	0	0
9000 UNEXPENDED BALANCE	0	0	0	0	0	0
<u>TOTAL REVENUES</u>	<u>\$3,058</u>	<u>\$3,001</u>	<u>\$3,000</u>	<u>\$3,000</u>	<u>\$3,000</u>	<u>\$3,000</u>
ASSESSED VALUATION	\$205,119	\$205,939	\$203,995	\$203,995	\$206,993	\$206,993
TAX RATE PER \$1,000 A.V.	\$14.63	\$14.57	\$14.71	\$14.71	\$14.50	\$14.50

TOWN OF CORTLANDT - ADOPTED BUDGET

FISCAL YEAR 2021

FUND - 77 HOLLOWBROOK RIDGE DRAINAGE DISTRICT  
DEPT - 8130 MAINTENANCE

<u>EXPENDITURE DESCRIPTION</u>	<u>ACTUAL EXPENSES</u>		<u>2021 BUDGET</u>		<u>2022 BUDGET</u>	
	<u>2019</u>	<u>2020</u>	<u>ADOPTED</u>	<u>PROJECTED</u>	<u>PROPOSED</u>	<u>ADOPTED</u>
444 MAINTENANCE	\$3,000	\$3,000	\$3,000	\$3,000	\$3,000	\$3,000
TOTAL 400'S	\$3,000	\$3,000	\$3,000	\$3,000	\$3,000	\$3,000
TOTAL: MAINTENANCE	\$3,000	\$3,000	\$3,000	\$3,000	\$3,000	\$3,000
910 TRANSFER FOR RESERVE	\$0	\$0	\$0	\$0	\$0	\$0
TOTAL TRANSFERS	\$0	\$0	\$0	\$0	\$0	\$0
<u>TOTAL: APPROPRIATIONS</u>	<u>\$3,000</u>	<u>\$3,000</u>	<u>\$3,000</u>	<u>\$3,000</u>	<u>\$3,000</u>	<u>\$3,000</u>

FUND - 77 HOLLOWBROOK RIDGE DRAINAGE DISTRICT  
DEPT - 980 REVENUES

<u>REVENUE DESCRIPTION</u>	<u>ACTUAL REVENUES</u>		<u>2021 BUDGET</u>		<u>2022 BUDGET</u>	
	<u>2019</u>	<u>2020</u>	<u>ADOPTED</u>	<u>PROJECTED</u>	<u>PROPOSED</u>	<u>ADOPTED</u>
1001 REAL PROPERTY TAXES	\$3,001	\$3,001	\$3,000	\$3,000	\$3,000	\$3,000
2401 INTEREST INCOME	49	0	0	0	0	0
9000 UNEXPENDED BALANCE	0	0	0	0	0	0
<u>TOTAL REVENUES</u>	<u>\$3,050</u>	<u>\$3,001</u>	<u>\$3,000</u>	<u>\$3,000</u>	<u>\$3,000</u>	<u>\$3,000</u>
ASSESSED VALUATION	\$131,623	\$131,622	\$131,521	\$131,521	\$131,408	\$131,408
TAX RATE PER \$1,000 A.V.	\$22.80	\$22.80	\$22.82	\$22.82	\$22.83	\$22.83

TOWN OF CORTLANDT - ADOPTED BUDGET

FISCAL YEAR 2022

FUND - 79 SKYTOP SEWER DISTRICT  
DEPT - 8130 MAINTENANCE

<u>EXPENDITURE</u>	<u>DESCRIPTION</u>	<u>ACTUAL EXPENSES</u>		<u>2021 BUDGET</u>		<u>2022 BUDGET</u>	
		<u>2019</u>	<u>2020</u>	<u>ADOPTED</u>	<u>PROJECTED</u>	<u>PROPOSED</u>	<u>ADOPTED</u>
476	JUDGEMENTS & CLAIMS	\$0	\$0	\$0	\$0	\$0	\$0
444	MAINTENANCE	0	2,000	2,000	2,000	2,000	2,000
	TOTAL 400'S	\$2,000	\$2,000	\$2,000	\$2,000	\$2,000	\$2,000
	TOTAL: MAINTENANCE	\$2,000	\$2,000	\$2,000	\$2,000	\$2,000	\$2,000
910	TRANSFER TO CAPITAL	\$0	\$0	\$0	\$0	\$0	\$0
	TOTAL TRANSFERS	\$0	\$0	\$0	\$0	\$0	\$0
	<u>TOTAL: APPROPRIATIONS</u>	<u>\$2,000</u>	<u>\$2,000</u>	<u>\$2,000</u>	<u>\$2,000</u>	<u>\$2,000</u>	<u>\$2,000</u>

FUND - 79 SKYTOP SEWER DISTRICT  
DEPT - 980 REVENUES

<u>REVENUE</u>	<u>DESCRIPTION</u>	<u>ACTUAL REVENUES</u>		<u>2021 BUDGET</u>		<u>2022 BUDGET</u>	
		<u>2019</u>	<u>2020</u>	<u>ADOPTED</u>	<u>PROJECTED</u>	<u>PROPOSED</u>	<u>ADOPTED</u>
1001	REAL PROPERTY TAXES	\$2,002	\$2,001	\$2,000	\$2,000	\$2,000	\$2,000
2401	INTEREST INCOME	41	0	0	0	0	0
9000	UNEXPENDED BALANCE	0	0	0	0	0	0
	<u>TOTAL REVENUES</u>	<u>\$2,043</u>	<u>\$2,001</u>	<u>\$2,000</u>	<u>\$2,000</u>	<u>\$2,000</u>	<u>\$2,000</u>
	ASSESSED VALUATION	\$284,797	\$284,614	\$284,485	\$284,485	\$284,447	\$284,447
	TAX RATE PER \$1,000 A.V.	\$7.03	\$7.03	\$7.04	\$7.04	\$7.04	\$7.04

TOWN OF CORTLANDT - ADOPTED BUDGET

FISCAL YEAR 2022

FUND - 80 CONKLIN PARK SEWER DISTRICT  
DEPT - 8130 MAINTENANCE

<u>EXPENDITURE</u>	<u>DESCRIPTION</u>	<u>ACTUAL EXPENSES</u>		<u>2021 BUDGET</u>		<u>2022 BUDGET</u>	
		<u>2019</u>	<u>2020</u>	<u>ADOPTED</u>	<u>PROJECTED</u>	<u>PROPOSED</u>	<u>ADOPTED</u>
444	MAINTENANCE	\$1,000	\$1,000	\$1,000	\$1,000	\$1,000	\$1,000
	TOTAL 400'S	\$1,000	\$1,000	\$1,000	\$1,000	\$1,000	\$1,000
	TOTAL MAINTENANCE	\$1,000	\$1,000	\$1,000	\$1,000	\$1,000	\$1,000
910	TRANSFER TO CAPITAL	0	0	0	0	0	0
	<u>TOTAL APPROPRIATIONS</u>	<u>\$1,000</u>	<u>\$1,000</u>	<u>\$1,000</u>	<u>\$1,000</u>	<u>\$1,000</u>	<u>\$1,000</u>

FUND - 80 CONKLIN PARK SEWER DISTRICT  
DEPT - 980 REVENUES

<u>REVENUE</u>	<u>DESCRIPTION</u>	<u>ACTUAL REVENUES</u>		<u>2021 BUDGET</u>		<u>2022 BUDGET</u>	
		<u>2019</u>	<u>2020</u>	<u>ADOPTED</u>	<u>PROJECTED</u>	<u>PROPOSED</u>	<u>ADOPTED</u>
1001	REAL PROPERTY TAXES	\$1,001	\$1,001	\$1,000	\$1,000	\$1,000	\$1,000
2401	INTEREST INCOME	89	0	0	0	0	0
9000	UNEXPENDED BALANCE	0	0	0	0	0	0
	<u>TOTAL REVENUES</u>	<u>\$1,090</u>	<u>\$1,001</u>	<u>\$1,000</u>	<u>\$1,000</u>	<u>\$1,000</u>	<u>\$1,000</u>
	ASSESSED VALUATION	\$167,404	\$167,166	\$167,118	\$167,118	\$167,118	\$167,118
	TAX RATE PER \$1,000 A.V.	\$5.99	\$6.00	\$6.00	\$6.00	\$6.00	\$6.00

TOWN OF CORTLANDT - ADOPTED BUDGET

FISCAL YEAR 2022

FUND - 81 FAWN RIDGE SEWER DISTRICT  
DEPT - 8130 MAINTENANCE

<u>EXPENDITURE</u>	<u>DESCRIPTION</u>	<u>ACTUAL EXPENSES</u>		<u>2021 BUDGET</u>		<u>2022 BUDGET</u>	
		<u>2019</u>	<u>2020</u>	<u>ADOPTED</u>	<u>PROJECTED</u>	<u>PROPOSED</u>	<u>ADOPTED</u>
444	MAINTENANCE	\$10,000	\$10,000	\$10,000	\$10,000	\$10,000	\$10,000
	TOTAL 400'S	\$10,000	\$10,000	\$10,000	\$10,000	\$10,000	\$10,000
9720.610	STATUTORY BONDS-PRINCIPAL	\$0	\$0	\$0	\$0	\$0	\$0
9720.710	STATUTORY BONDS-INTEREST	0	0	0	0	0	0
	TOTAL STATUTORY BONDS	\$0	\$0	\$0	\$0	\$0	\$0
9730.610	BAN PRINCIPAL	0	0	5,000	0	0	0
9730.710	BAN INTEREST	0	0	243	0	0	0
	TOTAL BOND ANTICIPATION NOTES	0	0	5,243	0	0	0
9550.910	TRANSFER TO CAPITAL	\$0	\$0	\$0	\$0	\$0	\$0
	<u>TOTAL APPROPRIATIONS</u>	<u>\$10,000</u>	<u>\$10,000</u>	<u>\$15,243</u>	<u>\$10,000</u>	<u>\$10,000</u>	<u>\$10,000</u>

FUND - 81 FAWN RIDGE SEWER DISTRICT  
DEPT - 980 REVENUES

<u>REVENUE</u>	<u>DESCRIPTION</u>	<u>ACTUAL REVENUES</u>		<u>2021 BUDGET</u>		<u>2022 BUDGET</u>	
		<u>2019</u>	<u>2020</u>	<u>ADOPTED</u>	<u>PROJECTED</u>	<u>PROPOSED</u>	<u>ADOPTED</u>
1001	REAL PROPERTY TAXES	\$10,020	\$10,012	\$15,243	\$15,243	\$10,000	\$10,000
2122	SEWER CHARGES	\$159	\$161		\$0		
2401	INTEREST INCOME	588	0	0	0	0	0
9000	UNEXPENDED BALANCE	0	0	0	0	0	0
	<u>TOTAL REVENUES</u>	<u>\$10,767</u>	<u>\$10,173</u>	<u>\$15,243</u>	<u>\$15,243</u>	<u>\$10,000</u>	<u>\$10,000</u>
	ASSESSED VALUATION	\$3,901,030	\$3,875,854	\$3,644,813	\$3,644,813	\$3,672,726	\$3,672,726
	TAX RATE PER \$1,000 A.V.	\$2.57	\$2.59	\$4.19	\$4.19	\$2.73	\$2.73

TOWN OF CORTLANDT - ADOPTED BUDGET

FISCAL YEAR 2022

FUND - 83 NORTH CORTLANDT DRAINAGE DISTRICT  
 DEPT - 9550 TRANSFER TO CAPITAL FUND

<u>EXPENDITURE DESCRIPTION</u>	<u>ACTUAL EXPENSES</u>		<u>2021 BUDGET</u>		<u>2022 BUDGET</u>	
	<u>2019</u>	<u>2020</u>	<u>ADOPTED</u>	<u>PROJECTED</u>	<u>PROPOSED</u>	<u>ADOPTED</u>
9550.910 TRANSFER TO CAPITAL	\$0	\$0	\$0	\$0	\$0	\$0
TOTAL TRANSFERS	\$0	\$0	\$0	\$0	\$0	\$0
<u>TOTAL MAINTENANCE</u>	<u>\$0</u>	<u>\$0</u>	<u>\$0</u>	<u>\$0</u>	<u>\$0</u>	<u>\$0</u>

FUND - 83 NORTH CORTLANDT DRAINAGE DISTRICT  
 DEPT - 980 REVENUES

<u>REVENUE DESCRIPTION</u>	<u>ACTUAL REVENUES</u>		<u>2021 BUDGET</u>		<u>2022 BUDGET</u>	
	<u>2019</u>	<u>2020</u>	<u>ADOPTED</u>	<u>PROJECTED</u>	<u>PROPOSED</u>	<u>ADOPTED</u>
1001 REAL PROPERTY TAXES	\$0	\$0	\$0	\$0	\$0	\$0
2401 INTEREST INCOME	53	0	0	0	0	0
2801 INTERFUND REVENUES	0	0	0	0	0	0
9000 UNEXPENDED BALANCE	0	0	0	0	0	0
<u>TOTAL REVENUES</u>	<u>\$53</u>	<u>\$0</u>	<u>\$0</u>	<u>\$0</u>	<u>\$0</u>	<u>\$0</u>
ASSESSED VALUATION	\$0	\$0	\$461,977	\$461,977	\$461,993	\$461,993
TAX RATE PER \$1,000 A.V.	\$0.00	\$0.00	\$0.00	\$0.00	\$0.00	\$0.00

TOWN OF CORTLANDT - ADOPTED BUDGET

FISCAL YEAR 2022

FUND - 84 MOHEGAN LAKE IMPROVEMENT DISTRICT  
DEPT - 8790 GENERAL NAT. RESOURCES

<u>EXPENDITURE DESCRIPTION</u>	<u>ACTUAL EXPENSES</u>		<u>2021 BUDGET</u>		<u>2022 BUDGET</u>	
	<u>2019</u>	<u>2020</u>	<u>ADOPTED</u>	<u>PROJECTED</u>	<u>PROPOSED</u>	<u>ADOPTED</u>
444 MAINTENANCE	\$16,144	\$16,796	\$16,800	\$16,494	\$16,800	\$16,800
TOTAL 400'S	\$16,144	\$16,796	\$16,800	\$16,494	\$16,800	\$16,800
<u>TOTAL MAINTENANCE</u>	<u>\$16,144</u>	<u>\$16,796</u>	<u>\$16,800</u>	<u>\$16,494</u>	<u>\$16,800</u>	<u>\$16,800</u>

FUND - 84 MOHEGAN LAKE IMPROVEMENT DISTRICT  
DEPT - 980 REVENUES

<u>REVENUE DESCRIPTION</u>	<u>ACTUAL REVENUES</u>		<u>2021 BUDGET</u>		<u>2022 BUDGET</u>	
	<u>2019</u>	<u>2020</u>	<u>ADOPTED</u>	<u>PROJECTED</u>	<u>PROPOSED</u>	<u>ADOPTED</u>
1001 REAL PROPERTY TAXES	\$8,009	\$17,256	\$18,300	\$18,300	\$18,300	\$18,300
2401 INTEREST INCOME	196	0	0	0	0	0
9000 UNEXPENDED BALANCE	0	-	(1,500)	(1,500)	(1,500)	(1,500)
<u>TOTAL REVENUES</u>	<u>\$8,205</u>	<u>\$17,256</u>	<u>\$16,800</u>	<u>\$16,800</u>	<u>\$16,800</u>	<u>\$16,800</u>
ASSESSED VALUATION	\$1,532,107	\$1,521,327	\$1,527,752	\$1,527,752	\$1,535,667	\$1,535,667
TAX RATE PER \$1,000 A.V.	\$5.23	\$11.34	\$11.98	\$11.98	\$11.92	\$11.92



TOWN OF CORTLANDT - ADOPTED BUDGET

FISCAL YEAR 2022

FUND - 85 WASHINGTON ACRES DRAINAGE DISTRICT

DEPT - 8790 DRAINAGE

<u>EXPENDITURE DESCRIPTION</u>	<u>ACTUAL EXPENSES</u>		<u>2021 BUDGET</u>		<u>2022 BUDGET</u>	
	<u>2019</u>	<u>2020</u>	<u>ADOPTED</u>	<u>PROJECTED</u>	<u>PROPOSED</u>	<u>ADOPTED</u>
444 MAINTENANCE	\$0	\$0	\$3,000	\$3,000	\$3,000	\$3,000
TOTAL 400'S	\$0	\$0	\$3,000	\$3,000	\$3,000	\$3,000
<u>TOTAL MAINTENANCE</u>	<u>\$0</u>	<u>\$0</u>	<u>\$3,000</u>	<u>\$3,000</u>	<u>\$3,000</u>	<u>\$3,000</u>

FUND - 85 WASHINGTON ACRES DRAINAGE DISTRICT

DEPT - 980 REVENUES

<u>REVENUE DESCRIPTION</u>	<u>ACTUAL REVENUES</u>		<u>2021 BUDGET</u>		<u>2022 BUDGET</u>	
	<u>2019</u>	<u>2020</u>	<u>ADOPTED</u>	<u>PROJECTED</u>	<u>PROPOSED</u>	<u>ADOPTED</u>
1001 REAL PROPERTY TAXES	\$3,001	\$3,003	\$3,000	\$3,000	\$3,000	\$3,000
2401 INTEREST INCOME	0	0	0	0	0	0
9000 UNEXPENDED BALANCE	0	0	0	0	0	0
<u>TOTAL REVENUES</u>	<u>\$3,001</u>	<u>\$3,003</u>	<u>\$3,000</u>	<u>\$3,000</u>	<u>\$3,000</u>	<u>\$3,000</u>
ASSESSED VALUATION	\$476,300	\$473,475	\$498,027	\$498,027	\$459,320	\$459,320
TAX RATE PER \$1,000 A.V.	\$6.30	\$6.34	\$6.03	\$6.03	\$6.54	\$6.54

TOWN OF CORTLANDT - ADOPTED BUDGET

FISCAL YEAR 2022

FUND - 86 RIDGEVALE DRAINAGE DISTRICT  
DEPT - 8790 DRAINAGE

<u>EXPENDITURE DESCRIPTION</u>	<u>ACTUAL EXPENSES</u>		<u>2021 BUDGET</u>		<u>2022 BUDGET</u>	
	<u>2019</u>	<u>2020</u>	<u>ADOPTED</u>	<u>PROJECTED</u>	<u>PROPOSED</u>	<u>ADOPTED</u>
444 MAINTENANCE	\$10,000	\$10,000	\$10,000	\$10,000	\$10,000	\$10,000
TOTAL 400'S	\$10,000	\$10,000	\$10,000	\$10,000	\$10,000	\$10,000
<u>TOTAL: MAINTENANCE</u>	<u>\$10,000</u>	<u>\$10,000</u>	<u>\$10,000</u>	<u>\$10,000</u>	<u>\$10,000</u>	<u>\$10,000</u>

FUND - 86 RIDGEVALE DRAINAGE DISTRICT  
DEPT - 980 REVENUES

<u>REVENUE DESCRIPTION</u>	<u>ACTUAL REVENUES</u>		<u>2021 BUDGET</u>		<u>2022 BUDGET</u>	
	<u>2019</u>	<u>2020</u>	<u>ADOPTED</u>	<u>PROJECTED</u>	<u>PROPOSED</u>	<u>ADOPTED</u>
1001 REAL PROPERTY TAXES	\$10,001	\$10,004	\$10,000	\$10,000	\$10,000	\$10,000
2401 INTEREST INCOME	146	0	0	0	0	0
9000 UNEXPENDED BALANCE	0	0	0	0	0	0
<u>TOTAL REVENUES</u>	<u>\$10,147</u>	<u>\$10,004</u>	<u>\$10,000</u>	<u>\$10,000</u>	<u>\$10,000</u>	<u>\$10,000</u>
ASSESSED VALUATION	\$512,369	\$508,216	\$499,622	\$499,622	\$497,916	\$497,916
TAX RATE PER \$1,000 A.V.	\$19.52	\$19.68	\$20.02	\$20.02	\$20.09	\$20.09

TOWN OF CORTLANDT - ADOPTED BUDGET

FISCAL YEAR 2022

FUND - 87 WESTCHESTER MALL DRAINAGE DISTRICT  
DEPT - 8790 MAINTENANCE

EXPENDITURE	DESCRIPTION	ACTUAL EXPENSES		2021 BUDGET		2022 BUDGET	
		2019	2020	ADOPTED	PROJECTED	PROPOSED	ADOPTED
443	BUILDING MAINTENANCE	\$0	\$0	\$0	\$0	\$0	\$0
	TOTAL 400'S	\$0	\$0	\$0	\$0	\$0	\$0
	TOTAL: MAINTENANCE	\$0	\$0	\$0	\$0	\$0	\$0
9550.91	TRANSFER CAPITAL	\$10,000	\$10,000	\$10,000	\$10,000	\$10,000	\$10,000
	TOTAL TRANSFERS	\$10,000	\$10,000	\$10,000	\$10,000	\$10,000	\$10,000
	<u>TOTAL: APPROPRIATIONS</u>	<u>\$10,000</u>	<u>\$10,000</u>	<u>\$10,000</u>	<u>\$10,000</u>	<u>\$10,000</u>	<u>\$10,000</u>

FUND - 87 WESTCHESTER MALL DRAINAGE DISTRICT  
DEPT - 980 REVENUES

REVENUE	DESCRIPTION	ACTUAL REVENUES		2021 BUDGET		2022 BUDGET	
		2019	2020	ADOPTED	PROJECTED	PROPOSED	ADOPTED
1001	REAL PROPERTY TAXES	\$10,006	\$10,006	\$10,000	\$10,000	\$10,000	\$10,000
2401	INTEREST INCOME	165	0	0	0	0	0
9000	UNEXPENDED BALANCE	0	0	0	0	0	0
	<u>TOTAL REVENUES</u>	<u>\$10,171</u>	<u>\$10,006</u>	<u>\$10,000</u>	<u>\$10,000</u>	<u>\$10,000</u>	<u>\$10,000</u>
	ASSESSED VALUATION	\$1,789,944	\$1,767,517	\$1,534,855	\$1,534,855	\$1,557,283	\$1,557,283
	TAX RATE PER \$1,000 A.V.	\$5.59	\$5.66	\$6.52	\$6.52	\$6.43	\$6.43

TOWN OF CORTLANDT - ADOPTED BUDGET

FISCAL YEAR 2022

FUND - 88 COUNTRY WOODS SEWER DISTRICT  
DEPT - 8130 MAINTENANCE

<u>EXPENDITURE DESCRIPTION</u>	<u>ACTUAL EXPENSES</u>		<u>2021 BUDGET</u>		<u>2022 BUDGET</u>	
	<u>2019</u>	<u>2020</u>	<u>ADOPTED</u>	<u>PROJECTED</u>	<u>PROPOSED</u>	<u>ADOPTED</u>
444 MAINTENANCE	\$1,500	\$1,500	\$1,500	\$1,500	\$1,500	\$1,500
TOTAL 400'S	\$1,500	\$1,500	\$1,500	\$1,500	\$1,500	\$1,500
TOTAL: MAINTENANCE	\$1,500	\$1,500	\$1,500	\$1,500	\$1,500	\$1,500
9550.91 TRANSFER CAPITAL	\$0	\$0	\$0	\$0	\$0	\$0
TOTAL TRANSFERS	\$0	\$0	\$0	\$0	\$0	\$0
<u>TOTAL: APPROPRIATIONS</u>	<u>\$1,500</u>	<u>\$1,500</u>	<u>\$1,500</u>	<u>\$1,500</u>	<u>\$1,500</u>	<u>\$1,500</u>

FUND - 88 COUNTRY WOODS SEWER DISTRICT  
DEPT - 980 REVENUES

<u>REVENUE DESCRIPTION</u>	<u>ACTUAL REVENUES</u>		<u>2021 BUDGET</u>		<u>2022 BUDGET</u>	
	<u>2019</u>	<u>2020</u>	<u>ADOPTED</u>	<u>PROJECTED</u>	<u>PROPOSED</u>	<u>ADOPTED</u>
1001 REAL PROPERTY TAXES	\$1,502	\$1,504	\$1,500	\$1,500	\$1,500	\$1,500
2122 SEWER CHARGES	78	80	0	0	0	0
2401 INTEREST INCOME	93	0	0	0	0	0
9000 UNEXPENDED BALANCE	0	0	0	0	0	0
<u>TOTAL REVENUES</u>	<u>\$1,673</u>	<u>\$1,583</u>	<u>\$1,500</u>	<u>\$1,500</u>	<u>\$1,500</u>	<u>\$1,500</u>
ASSESSED VALUATION	\$426,072	\$422,002	\$418,793	\$418,793	\$424,163	\$424,163
TAX RATE PER \$1,000 A.V.	\$3.53	\$3.56	\$3.59	\$3.59	\$3.54	\$3.54

TOWN OF CORTLANDT - ADOPTED BUDGET

FISCAL YEAR 2022

FUND - 89 WATERBURY MANOR SEWER DISTRICT  
DEPT - 8130 MAINTENANCE

<u>EXPENDITURE DESCRIPTION</u>	<u>ACTUAL EXPENSES</u>		<u>2021 BUDGET</u>		<u>2022 BUDGET</u>	
	<u>2019</u>	<u>2020</u>	<u>ADOPTED</u>	<u>PROJECTED</u>	<u>PROPOSED</u>	<u>ADOPTED</u>
413 SUPPLIES & MISC.	\$0	\$0	\$2,000	\$2,000	\$2,000	\$2,000
485 BOND ISSUANCE EXP.	0	0	0	0	0	0
TOTAL 400'S	\$0	\$0	\$2,000	\$2,000	\$2,000	\$2,000
9720.610 BONDS-PRINCIPAL	0	0	0	0	0	0
9720.710 BONDS-INTEREST	0	0	0	0	0	0
TOTAL DEBT SERVICE	\$0	\$0	\$0	\$0	\$0	\$0
9550.910 TRANSFER TO CAPITAL	0	0	0	0	0	0
<u>TOTAL MAINTENANCE</u>	<u>\$0</u>	<u>\$0</u>	<u>\$2,000</u>	<u>\$2,000</u>	<u>\$2,000</u>	<u>\$2,000</u>

FUND - 89 WATERBURY MANOR SEWER DISTRICT  
DEPT - 980 REVENUES

<u>REVENUE DESCRIPTION</u>	<u>ACTUAL REVENUES</u>		<u>2021 BUDGET</u>		<u>2022 BUDGET</u>	
	<u>2019</u>	<u>2020</u>	<u>ADOPTED</u>	<u>PROJECTED</u>	<u>PROPOSED</u>	<u>ADOPTED</u>
1001 REAL PROPERTY TAXES	\$2,006	\$2,001	\$2,000	\$2,000	\$2,000	\$2,000
2401 INTEREST & EARNINGS	224	0	0	0	0	0
2801 TRANSFER FROM DEBT SERVICE	0	0	0	0	0	0
9000 UNEXPENDED BALANCE	0	0	0	0	0	0
<u>TOTAL REVENUES</u>	<u>\$2,230</u>	<u>\$2,001</u>	<u>\$2,000</u>	<u>\$2,000</u>	<u>\$2,000</u>	<u>\$2,000</u>
ASSESSED VALUATION	\$1,102,019	\$1,084,154	\$1,081,640	\$1,081,640	\$1,080,043	\$1,080,043
TAX RATE PER \$1,000 A.V.	\$1.81	\$1.84	\$1.85	\$1.85	\$1.85	\$1.85

TOWN OF CORTLANDT - ADOPTED BUDGET

FISCAL YEAR 2022

FUND - 90 CORTLANDT AMBULANCE DISTRICT #1  
DEPT - 4540 AMBULANCE

<u>EXPENDITURE</u>	<u>DESCRIPTION</u>	<u>ACTUAL EXPENSES</u>		<u>2021 BUDGET</u>		<u>2022 BUDGET</u>	
		<u>2019</u>	<u>2020</u>	<u>ADOPTED</u>	<u>PROJECTED</u>	<u>PROPOSED</u>	<u>ADOPTED</u>
411	FUEL	\$99	\$636	\$0	\$0	\$0	\$0
440	SERVICE CONTRACT	105,000	105,000	105,000	105,000	105,000	105,000
	TOTAL 400'S	\$105,099	\$105,636	\$105,000	\$105,000	\$105,000	\$105,000
9010	RETIREMENT	21,612	0	40,000	40,000	40,000	40,000
9540	INTERFUND TRANSFER	165,000	165,000	165,000	165,000	165,000	165,000
	TOTAL TRANSFERS	\$186,612	\$165,000	\$205,000	\$205,000	\$205,000	\$205,000
	<u>TOTAL - AMBULANCE DIST</u>	<u>\$291,711</u>	<u>\$270,636</u>	<u>\$310,000</u>	<u>\$310,000</u>	<u>\$310,000</u>	<u>\$310,000</u>

FUND - 90 CORTLANDT AMBULANCE DISTRICT #1  
DEPT - 980 REVENUES

<u>REVENUE</u>	<u>DESCRIPTION</u>	<u>ACTUAL REVENUES</u>		<u>2021 BUDGET</u>		<u>2022 BUDGET</u>	
		<u>2019</u>	<u>2020</u>	<u>ADOPTED</u>	<u>PROJECTED</u>	<u>PROPOSED</u>	<u>ADOPTED</u>
1001	REAL PROPERTY TAXES	\$305,095	\$305,084	\$305,000	\$305,000	\$305,000	\$305,000
2401	INTEREST INCOME	3,976	0	0	0	0	0
9000	UNEXPENDED BALANCE	0	0	5,000	5,000	5,000	5,000
	TOTAL REVENUES	<u>\$309,071</u>	<u>\$305,084</u>	<u>\$310,000</u>	<u>\$310,000</u>	<u>\$310,000</u>	<u>\$310,000</u>
	ASSESSED VALUATION	\$24,384,430	\$24,243,326	\$24,181,306	\$24,181,306	\$24,128,451	\$24,128,451
	TAX RATE PER \$1,000 A.V.	\$12.51	\$12.58	\$12.61	\$12.61	\$12.64	\$12.64

TOWN OF CORTLANDT - ADOPTED BUDGET

FISCAL YEAR 2022

FUND - 91 PUTNAM COLONY PARK DISTRICT  
DEPT - 7110 PARKS

<u>EXPENDITURE</u>	<u>DESCRIPTION</u>	<u>ACTUAL EXPENSES</u>		<u>2021 BUDGET</u>		<u>2022 BUDGET</u>	
		<u>2019</u>	<u>2020</u>	<u>ADOPTED</u>	<u>PROJECTED</u>	<u>PROPOSED</u>	<u>ADOPTED</u>
114	TEMPORARY SERVICES	\$0	\$0	\$0	\$0	\$0	\$0
	TOTAL: 100'S	\$0	\$0	\$0	\$0	\$0	\$0
417	LAKE SUPPLIES	\$50	\$0	\$0	\$0	\$0	\$0
421	TELEPHONE	0	0	0	0	0	0
443	REPAIRS & MAINTENANCE	0	3,264	0	0	0	0
	TOTAL: 400'S	\$50	\$3,264	\$0	\$0	\$0	\$0
9030.810	EMPLOYEE BENEFITS - VARIOUS	\$0	\$0	\$0	\$0	\$0	\$0
	TOTAL: BENEFITS	\$0	\$0	\$0	\$0	\$0	\$0
9550.910	TRANSFER TO CAPITAL FOR RESERVE	\$0	\$0	\$0	\$0	\$0	\$0
	TOTAL: TRANSFERS	\$0	\$0	\$0	\$0	\$0	\$0
	<u>TOTAL: PARKS</u>	<u>\$50</u>	<u>\$3,264</u>	<u>\$0</u>	<u>\$0</u>	<u>\$0</u>	<u>\$0</u>

FUND - 91 PUTNAM COLONY PARK DISTRICT  
DEPT - 980 REVENUES

<u>REVENUE</u>	<u>DESCRIPTION</u>	<u>ACTUAL REVENUES</u>		<u>2021 BUDGET</u>		<u>2022 BUDGET</u>	
		<u>2019</u>	<u>2020</u>	<u>ADOPTED</u>	<u>PROJECTED</u>	<u>PROPOSED</u>	<u>ADOPTED</u>
1001	REAL PROPERTY TAXES	\$0	\$0	\$0	\$0	\$0	\$0
2401	INTEREST INCOME	1,051	0	0	0	0	0
9000	UNEXPENDED BALANCE	0	0	0	0	0	0
	<u>TOTAL REVENUES</u>	<u>\$1,051</u>	<u>\$0</u>	<u>\$0</u>	<u>\$0</u>	<u>\$0</u>	<u>\$0</u>
	ASSESSED VALUATION	\$311,176	\$311,858	\$313,692	\$313,692	\$313,596	\$313,596
	TAX RATE PER \$1,000 A.V.	\$0.00	\$0.00	\$0.00	\$0.00	\$0.00	\$0.00

TOWN OF CORTLANDT - ADOPTED BUDGET

FISCAL YEAR 2022

FUND - 92 CORTLANDT AMBULANCE DISTRICT #2  
DEPT - 4540 AMBULANCE

<u>EXPENDITURE DESCRIPTION</u>	<u>ACTUAL EXPENSES</u>		<u>2021 BUDGET</u>		<u>2022 BUDGET</u>	
	<u>2019</u>	<u>2020</u>	<u>ADOPTED</u>	<u>PROJECTED</u>	<u>PROPOSED</u>	<u>ADOPTED</u>
210 EQUIPMENT	\$0	\$3,086	\$5,000	\$0	\$5,000	\$5,000
220 VEHICLES	0	114,536	0	575	0	0
412 FUEL	14,775	11,152	13,000	6,653	13,000	13,000
413 SUPPLIES & MISC	32,753	38,454	20,000	22,508	20,000	20,000
414 AUTO PARTS	17,129	13,802	15,000	4,870	15,000	15,000
416 UNIFORMS	1,320	5,337	4,500	4,937	4,500	4,500
421 TELEPHONE	5,194	5,616	6,500	4,018	6,500	6,500
434 INSURANCE	0	0	0	0	0	0
440 SERVICE CONTRACT	681,325	678,262	800,000	846,980	800,000	800,000
444 EQUIPMENT MAINTENANCE	378	0	0	0	0	0
438 ADMINISTRATIVE O/H	10,000	10,000	10,000	10,000	10,000	10,000
463 EDUCATION & CONVENTIONS	-300	200	0	0	0	0
464 AUTO	32	0	0	0	0	0
476 JUDGEMENTS & CLAIMS	2,910	0	0	0	0	0
TOTAL 400'S	\$765,516	\$880,445	\$874,000	\$900,542	\$874,000	\$874,000
9720.610 BONDS-PRINCIPAL	9,000	0	0	9,000	0	0
9720.710 BONDS-INTEREST	504	0	0	999	0	0
<u>TOTAL: AMBULANCE DIST</u>	<u>\$775,020</u>	<u>\$880,445</u>	<u>\$874,000</u>	<u>\$910,541</u>	<u>\$874,000</u>	<u>\$874,000</u>

FUND - 92 CORTLANDT AMBULANCE DISTRICT #2  
DEPT - 980 REVENUES

<u>REVENUE DESCRIPTION</u>	<u>ACTUAL REVENUES</u>		<u>2021 BUDGET</u>		<u>2022 BUDGET</u>	
	<u>2019</u>	<u>2020</u>	<u>ADOPTED</u>	<u>PROJECTED</u>	<u>PROPOSED</u>	<u>ADOPTED</u>
1001 REAL PROPERTY TAXES	\$87,518	\$87,049	\$84,000	\$120,541	\$84,000	\$84,000
2401 INTEREST INCOME	7,201	0	0	0	0	0
2260 PUBLIC SAFETY OTHER GOVTS	230,900	224,190	225,000	225,000	225,000	225,000
2680 INSURANCE RECOVERIES	0	0	0	0	0	0
2701 REFUND OF PRIOR YRS EXPS	0	0	0	0	0	0
2770 UNCLASSIFIED REVENUES	0	758	0	0	0	0
2801 INTERFUND REVENUES	520,000	565,000	565,000	565,000	565,000	565,000
9000 UNEXPENDED BALANCE	0	0	0	0	0	0
TOTAL REVENUES	<u>\$845,620</u>	<u>\$876,997</u>	<u>\$874,000</u>	<u>\$910,541</u>	<u>\$874,000</u>	<u>\$874,000</u>
ASSESSED VALUATION	\$6,957,362	\$6,932,915	\$6,913,035	\$6,913,035	\$6,902,935	\$6,902,935
TAX RATE PER \$1,000 A.V.	\$12.58	\$12.55	\$12.16	\$12.16	\$12.17	\$12.17



TOWN OF CORTLANDT - ADOPTED BUDGET

FISCAL YEAR 2022

FUND - 97 CORTLANDT AMBULANCE DISTRICT #3  
 DEPT - 4540 AMBULANCE

<u>EXPENDITURE DESCRIPTION</u>	<u>ACTUAL EXPENSES</u>		<u>2021 BUDGET</u>		<u>2022 BUDGET</u>	
	<u>2019</u>	<u>2020</u>	<u>ADOPTED</u>	<u>PROJECTED</u>	<u>PROPOSED</u>	<u>ADOPTED</u>
440 SERVICE CONTRACT	\$0	\$0	\$0	\$0	\$0	\$0
TOTAL 400'S	\$0	\$0	\$0	\$0	\$0	\$0
9540 INTERFUND TRANSFER	355,000	400,000	400,000	355,000	400,000	400,000
TOTAL TRANSFERS	\$355,000	\$400,000	\$400,000	\$355,000	\$400,000	\$400,000
<u>TOTAL: AMBULANCE DIST</u>	<u>\$355,000</u>	<u>\$400,000</u>	<u>\$400,000</u>	<u>\$355,000</u>	<u>\$400,000</u>	<u>\$400,000</u>

FUND - 97 CORTLANDT AMBULANCE DISTRICT #3  
 DEPT - 980 REVENUES

<u>REVENUE DESCRIPTION</u>	<u>ACTUAL REVENUES</u>		<u>2021 BUDGET</u>		<u>2022 BUDGET</u>	
	<u>2019</u>	<u>2020</u>	<u>ADOPTED</u>	<u>PROJECTED</u>	<u>PROPOSED</u>	<u>ADOPTED</u>
1001 REAL PROPERTY TAXES	\$355,093	\$400,102	\$400,000	\$400,000	\$400,000	\$400,000
2401 INTEREST INCOME	3,364		0	0	0	0
9000 UNEXPENDED BALANCE	0	0	0	0	0	0
TOTAL REVENUES	<u>\$358,457</u>	<u>\$400,102</u>	<u>\$400,000</u>	<u>\$400,000</u>	<u>\$400,000</u>	<u>\$400,000</u>
ASSESSED VALUATION	\$47,675,811	\$47,916,493	\$47,816,245	\$47,816,245	\$48,062,775	\$48,062,775
TAX RATE PER \$1,000 A.V.	\$7.46	\$8.36	\$8.38	\$8.38	\$8.34	\$8.34

TOWN OF CORTLANDT - ADOPTED BUDGET

FISCAL YEAR 2022

FUND - 94 RED OAKS SEWER DISTRICT  
DEPT - 8130 MAINTENANCE

EXPENDITURE DESCRIPTION	ACTUAL EXPENSES		2021 BUDGET		2022 BUDGET	
	2019	2020	ADOPTED	PROJECTED	PROPOSED	ADOPTED
422 LIGHT & POWER	\$15,000	\$15,000	\$15,000	\$15,000	\$15,000	\$15,000
444 MAINTENANCE	10,000	10,000	10,000	10,000	10,000	10,000
TOTAL 400'S	\$25,000	\$25,000	\$25,000	\$25,000	\$25,000	\$25,000
<u>TOTAL: MAINTENANCE</u>	<u>\$25,000</u>	<u>\$25,000</u>	<u>\$25,000</u>	<u>\$25,000</u>	<u>\$25,000</u>	<u>\$25,000</u>
9720.610 STATUTORY BONDS PRINCIPAL	\$7,846	\$0	\$0	\$0	\$0	\$0
9720.710 STATUTORY BONDS INTEREST	298	0	0	0	0	0
<u>TOTAL BANS</u>	<u>\$8,144</u>	<u>\$0</u>	<u>\$0</u>	<u>\$0</u>	<u>\$0</u>	<u>\$0</u>
910 TRANSFER FOR RESERVE	\$0	\$0	\$0	\$0	\$0	\$0
<u>TOTAL TRANSFERS</u>	<u>\$0</u>	<u>\$0</u>	<u>\$0</u>	<u>\$0</u>	<u>\$0</u>	<u>\$0</u>
<u>TOTAL: APPROPRIATIONS</u>	<u>\$33,144</u>	<u>\$25,000</u>	<u>\$25,000</u>	<u>\$25,000</u>	<u>\$25,000</u>	<u>\$25,000</u>

FUND - 94 RED OAKS SEWER DISTRICT  
DEPT - 980 REVENUES

REVENUE DESCRIPTION	ACTUAL REVENUES		2021 BUDGET		2022 BUDGET	
	2019	2020	ADOPTED	PROJECTED	PROPOSED	ADOPTED
1001 REAL PROPERTY TAXES	\$33,145	\$25,003	\$25,000	\$25,000	\$25,000	\$25,000
2122 SEWER CHARGES	\$599	\$457		\$0		
2401 INTEREST INCOME	490	0	0	0	0	0
9000 UNEXPENDED BALANCE	0	0	0	0	0	0
<u>TOTAL REVENUES</u>	<u>\$34,234</u>	<u>\$25,460</u>	<u>\$25,000</u>	<u>\$25,000</u>	<u>\$25,000</u>	<u>\$25,000</u>
ASSESSED VALUATION	\$961,077	\$951,582	\$927,438	\$927,438	\$908,713	\$908,713
TAX RATE PER \$1,000 A.V.	\$34.49	\$26.27	\$26.96	\$26.96	\$27.51	\$27.51

TOWN OF CORTLANDT - ADOPTED BUDGET

FISCAL YEAR 2022

FUND - 93 NORWEST  
DEPT - 7315 YOUTH ACTIVITIES

EXPENDITUR DESCRIPTION	ACTUAL EXPENSES		2021 BUDGET		2022 BUDGET		
	2019	2020	ADOPTED	PROJECTED	REQUEST	PROPOSED	ADOPTED
110 SALARIES	\$247,546	\$236,798	\$223,228	\$229,111	\$223,228	\$223,228	\$223,228
114 TEMP SVCS	70,536	40,065	90,000	65,960	90,000	90,000	90,000
199 OVERTIME	900	177	2,200	2,283	2,200	2,200	2,200
TOTAL 100'S	\$318,982	\$277,040	\$315,428	\$297,354	\$315,428	\$315,428	\$315,428
210 EQUIPMENT	0	172.25					
220 VEHICLES	\$63,620	\$0	\$1,400	\$0	\$1,400	\$1,400	\$1,400
TOTAL 200'S	\$63,620	\$172	\$1,400	\$0	\$1,400	\$1,400	\$1,400
405 FAMILY REIMBURSEMENT PROGRAM	\$0	\$0	\$0	\$0	\$0	\$0	\$0
409 PROGRAM SUPPLIES	2,091	732	2,100	1,058	2,100	2,100	2,100
410 CLIENT FOOD	12,430	1,816	14,500	5,828	14,500	14,500	14,500
412 FUEL OIL	4,299	2,035	4,500	800	4,500	4,500	4,500
413 SUPPLIES & MISC.	2,130	2,117	2,500	606	2,500	2,500	2,500
421 TELEPHONE	4,332	3,243	4,200	3,701	4,200	4,200	4,200
422 LIGHT & POWER	0	0	0	0	0	0	0
434 INSURANCE	22,374	22,787	19,500	28,518	19,500	19,500	19,500
436 METER RENTAL	0	0	0	0	0	0	0
437 CLIENT TRANSPORTATION	3,402	7,032	6,200	4,801	6,200	6,200	6,200
438 ADMINISTRATIVE O/H	17,000	17,000	17,000	17,000	17,000	17,000	17,000
439 RENT	7,200	7,200	7,200	7,200	7,200	7,200	7,200
440 SERVICE CONTRACTS	2,707	2,907	3,200	873	3,200	3,200	3,200
441 PRINTING	486	0	650	390	650	650	650
442 FACILITY RENTAL	3,898	1,350	6,500	210	6,500	6,500	6,500
443 BUILDING MAINTENANCE	1,435	1,215	2,200	800	2,200	2,200	2,200
452 LEGAL	2,000	2,000	2,000	2,000	2,000	2,000	2,000
457 INSTRUCTORS	0	0	0	0	0	0	0
462 POSTAGE	1,885	260	2,000	5,464	2,000	2,000	2,000
463 EDUCATIONS & CONVENTIONS	80	485	500	350	500	500	500
464 AUTO/TRAVEL	2,955	1,233	3,200	1,296	3,200	3,200	3,200
466 ENTERTAINMENT	22,990	6,122	20,500	6,496	20,500	20,500	20,500
490 GRANT SALARIES	0	0	0	0	0	0	0
491 GRANT EXPENSES	0	0	0	0	0	0	0
492 GRANT FRINGES	0	0	0	0	0	0	0
TOTAL 400'S	\$113,693	\$79,533	\$118,450	\$87,389	\$118,450	\$118,450	\$118,450
<u>TOTAL: YOUTH ACTIVITIES</u>	<u>\$496,295</u>	<u>\$356,745</u>	<u>\$435,278</u>	<u>\$384,743</u>	<u>\$435,278</u>	<u>\$435,278</u>	<u>\$435,278</u>

TOWN OF CORTLANDT - ADOPTED BUDGET

FISCAL YEAR 2022

FUND - 93 NORWEST EXPENDITURE DESCRIPTION	ACTUAL EXPENSES		2021 BUDGET		2022 BUDGET		
	<u>2019</u>	<u>2020</u>	<u>ADOPTED</u>	<u>PROJECTED</u>	<u>REQUEST</u>	<u>PROPOSED</u>	<u>ADOPTED</u>
1980.480 CONTRIBUTION TO NYS MTA TAX	1,091	1,100	1,100	1,100	1,100	1,100	1,100
DEPT - 9000 EMPLOYEE BENEFITS							
9010.805 STATE RETIREMENT	32,580	32,464	35,000	35,000	35,000	35,000	35,000
9030.810 SOCIAL SECURITY	24,329	21,356	26,000	21,040	26,000	26,000	26,000
9040.815 WORKER'S COMPENSATION	0	5,850	12,000	6,967	12,000	12,000	12,000
9045.820 LIFE INSURANCE	118	118	150	118	150	150	150
9050.825 UNEMPLOYMENT INSURANCE	0	10,115	0	0	0	0	0
9060.830 HEALTH INSURANCE	65,597	64,175	70,000	66,918	70,000	70,000	70,000
9070.835 DENTAL INSURANCE	4,033	4,192	5,000	4,438	5,000	5,000	5,000
<u>TOTAL EMPLOYEE BENEFITS</u>	<u>\$126,658</u>	<u>\$138,269</u>	<u>\$148,150</u>	<u>\$134,480</u>	<u>\$148,150</u>	<u>\$148,150</u>	<u>\$148,150</u>
<u>TOTAL APPROPRIATIONS (93)</u>	<u>\$624,044</u>	<u>\$496,115</u>	<u>\$584,528</u>	<u>\$536,048</u>	<u>\$584,528</u>	<u>\$584,528</u>	<u>\$584,528</u>

TOWN OF CORTLANDT - ADOPTED BUDGET

FISCAL YEAR 2022

FUND - 93 NORWEST  
DEPT - 980 REVENUES

<u>REVENUE DESCRIPTION</u>	<u>ACTUAL REVENUES</u>		<u>2021 BUDGET</u>		<u>2022 BUDGET</u>	
	<u>2019</u>	<u>2020</u>	<u>ADOPTED</u>	<u>PROJECTED</u>	<u>PROPOSED</u>	<u>ADOPTED</u>
<u>DEPARTMENTAL REVENUE</u>						
1870 PATIENT FEES	\$70,382	\$5,244	\$74,000	\$74,000	\$74,000	\$74,000
2350 SERVICES OTHER GOVT'S	0	0	0	0	0	0
2390 JOINT ACTIVITY CONTRACTS	166,774	176,775	166,800	166,800	166,800	166,800
2401 INTEREST & EARNINGS	317	67.31	150	150	150	150
2701 REFUND PRIOR YEAR	0	0	0	0	0	0
2705 GIFTS AND DONATIONS NUTRITION	0	600	0	0	0	0
2770 UNCLASSIFIED REVENUES	2760	6,051	0	0	0	0
9000 UNEXPENDED BALANCE	0	0	32,000	0	32,000	32,000
SUB-TOTAL	\$240,233	\$188,737	\$272,950	\$240,950	\$272,950	\$272,950
<u>NEW YORK STATE FUNDING</u>						
3089.01 OPWDD GRANT/MEDICAID	\$335,825	\$150,539	\$311,578	\$311,578	\$311,578	\$311,578
3092.02 STATE AID OPTS	0	0	0	0	0	0
3089.03 UNIFIED SVCS. TO COMMUNITY	0	0	0	0	0	0
4050.01 CDBG BLOCK GRANTS	0	0	0	0	0	0
SUB-TOTAL	\$335,825	\$150,539	\$311,578	\$311,578	\$311,578	\$311,578
<u>TOTAL REVENUES NORWEST</u>	<u>\$576,057</u>	<u>\$339,276</u>	<u>\$584,528</u>	<u>\$552,528</u>	<u>\$584,528</u>	<u>\$584,528</u>